

WAYPOINT 2050



AN AIR TRANSPORT ACTION GROUP PROJECT

Balancing growth in connectivity with a comprehensive global air transport response to the climate emergency.



FIRST EDITION:
SEPTEMBER
2020



The air transport industry is the global network of commercial aircraft operators, airports, air navigation service providers and manufacturers of aircraft and their components. It is responsible for connecting the global economy, providing millions of jobs and making the modern, internationally-connected quality of life possible. The Air Transport Action Group (ATAG), based in Geneva, Switzerland, represents the full spectrum of this global business. ATAG brings the industry together to form a strategic perspective on commercial aviation's sustainable development and the role that air transport can play in supporting the sustainability of other sectors of the economy.

www.atag.org

This publication is for information purposes only. Although every effort has been made to ensure the quality and accuracy of information in this publication, it is made available without any warranty of any kind. All currency is in United States dollars at 2020 prices, unless otherwise stated. Forecasts and forward-looking statements in this publication are attributed to those organisations referenced, or to the Air Transport Action Group.

*Updated to correct minor errors.

CONTENTS

FOREWORD	Green recovery provides an extraordinary opportunity for air travel: by members of the Air Transport Action Group.	2
EXECUTIVE SUMMARY	Overview of a scenario for air transport CO ₂ emissions and a series of action points for industry, governments, researchers and energy suppliers.	3
THE CHALLENGE	A review of the factors that make decarbonisation in aviation a global challenge.	11
A NOTE ON COVID-19	How the biggest shock in aviation history may impact the path to decarbonisation.	15
WAYPOINT 2050	An overview of the vision for aviation in 2050 and beyond, the overarching scenarios generated by the project and how aviation's global goals can factor into the Paris Agreement trajectories.	19
a) reviewing traffic forecasts	Demographic and economic shifts will have a profound impact on the way air transport grows around the world, associated emissions growth, and policy perspectives.	30
b) innovating with aircraft technology	How developments in technology will help lead to a reduction in emissions, through evolutionary changes in aircraft and engine design, to a revolutionary approach with electric and hydrogen systems.	40
c) improvements in operations and infrastructure	Although the main pathway to decarbonisation in aviation will rely heavily on technology and energy solutions, a range of operational and infrastructure measures can help cut emissions further and are able to be implemented sooner.	54
d) deploying sustainable aviation fuel	Sustainable fuels for air transport are already being used and will remain the most significant opportunity for emissions reduction in the long-term, particularly for long-haul traffic. What will be needed to ramp up deployment to meet the needs of aviation's 2050 goal, and beyond?	66
e) investing in out-of-sector carbon reduction measures (offsetting)	Once all other measures of the industry pillars of action have been exhausted, there may still be a need for offsets to bring CO ₂ emissions down to the industry goals. But the offset opportunities in 2050 may not be the same as those available today.	82
METHODOLOGY OF ANALYSIS		90
GLOSSARY		93
REFERENCES		94



FOREWORD

Green recovery provides an extraordinary opportunity for air travel

Aviation has been through tough times in the past. But our joint efforts have always brought us together to lead in extraordinary ways. As the industry grew rapidly in the middle of the 20th Century, we worked collaboratively to create the safest form of travel on earth. Downturns have always been followed by strength in collective action. Covid-19 has had an impact on aviation more acute and far-reaching than on most other sectors, but that has brought us together like never before. The #WeAreAviation spirit has been clear to see throughout the network.

There have been some silver linings in the dark clouds of the pandemic. A renewed appreciation for clear skies in many parts of the world, clear lakes and seas in others. A reminder of the fact that we can do things better. It has come at a terrible human cost, but like many of the world's citizens, we are looking at the opportunity that the re-start of the economy could provide. How can we continue to connect the peoples and economies of the world, long into the future, but with a much lower footprint? What can we do better?

Despite the devastating impact that the pandemic has had on our business, our commitment to climate action today and for the long term remains strong. By 2050 we will halve aviation's CO₂ emissions compared with what they were in 2005, worldwide. But 2050 is only a waypoint on our journey. With the right help from governments, the energy sector and technologists, we expect that global aviation will be able to hit net-zero emissions a decade or so later. Indeed, some parts of the world will be able to move faster towards this point.

There should be no doubt about the extent of the challenge we face. Unlike most other sectors, where technology solutions have already been proven to work, aviation has no off-the-shelf fix. We need to pursue a rapid and global energy transition away from fossil fuels and towards sustainable sources of energy, some of which are technologically mature but need massive scaling up. Others, such as fuels produced from green electricity, are at the start of their journey from initial development into our wings.

And there have been remarkable advances in new concepts in propulsion, such as electric, hydrogen and hybrid aircraft. More work needs to be done to bring these to commercial reality. But if there is one thing you can say about aviation: we never stop innovating.

It took aerospace engineers around 30 years to get us from the first commercial air service to the jet engine. The last 30 years have seen us halve the CO₂ emissions for every passenger's journey. The next three decades to 2050, and the ones that follow, will allow us to enter the third era of aviation: that of sustainable fuels, electric and hybrid flight and, eventually, zero carbon connectivity.

Pivotal in that quest will be bringing experts from across air transport together with governments and researchers. Collaboration and engagement of stakeholders from within and outside the aviation sector is essential, especially for disruptive concepts. It can be done, but only if we do it together. The challenge is considerable, but necessary and inspiring.

We are committed to making it a reality.


Michael Gill
ATAG Executive Director

On behalf of the Board of Directors of the Air Transport Action Group:

Airports Council International (ACI), Civil Air Navigation Services Organisation (CANSO), International Air Transport Association (IATA), International Business Aviation Council (IBAC), Airlines for America (A4A), Association of Asia-Pacific Airlines (AAPA), Airbus, Boeing, CFM International, GE Aviation, Pratt & Whitney, Rolls-Royce and Safran.

EXECUTIVE SUMMARY

Aviation can play its part in the global climate mission



WAYPOINT 2050 IS A COLLABORATION OF EXPERTS FROM ACROSS THE AVIATION SECTOR, LOOKING AT HOW THE INDUSTRY CAN ACCELERATE WORKING TOGETHER TO CONTRIBUTE TO THE WORLD'S CLIMATE ACTION MISSION. AS OTHER SECTORS AND POLITICAL AUDIENCES ALL OVER THE WORLD EMBRACE A SPIRIT OF COLLECTIVE RESPONSE TO THE CLIMATE CRISIS, AVIATION SEES THIS AS A CONTINUATION OF ITS TRADITIONAL WAY OF DOING BUSINESS THROUGH COLLABORATIVE EFFORT. IN 2009, THE AIR TRANSPORT INDUSTRY SET ONE OF THE FIRST GLOBAL, SECTOR-WIDE, CLIMATE PLANS FOR ANY INDUSTRY.

In the decade since, airlines have spent over a trillion dollars on more efficient aircraft¹; the aerospace sector has spent over \$150 billion on efficiency research and development²; CO₂ emissions per seat kilometre have improved by 21.5%³; ten new (and significantly more efficient) aircraft types have entered service (or are about to)⁴; over 270,000 flights have taken off on sustainable aviation fuel (which wasn't even certified until 2011); the world's first CO₂ standard for aircraft and the first carbon pricing mechanism for a single global sector were negotiated and adopted at the International Civil Aviation Organization (ICAO); and collaboration across the sector has driven efficiency improvements in air traffic management. It's been a busy ten years.

But while the industry is accustomed to working together, the race towards 2050 and beyond is going to require a considerable acceleration in efforts by partners working within the aviation sector and with other institutions, particularly governments.

Air transport has committed to cutting its net CO₂ emissions to half of what they were in 2005, by 2050 (which would result in a total of 325 million tonnes of CO₂ in 2050). Whilst many countries are putting in place net-zero emissions goals for 2050, there are different speeds of decarbonisation underway in different parts of the world; and the lack of readily-available solutions for aviation means that the sector falls into a category of 'hard to abate' parts of the economy.

Waypoint 2050 demonstrates, however, that there are potential options for the almost complete decarbonisation of air transport with the industry at a global level able to meet net-zero emissions a decade or so after 2050 (and some regions and companies able to reach this point sooner). This assumes the right level of support from governments, the finance sector, the energy industry and research institutions. The industry itself will need to redouble efforts as well.

There are a range of measures that can help drive aviation towards the technology, energy system and operational measures that are required to meet these ambitions. Many of these are incredibly challenging, but all are achievable with the right policy environment and the necessary focus of resources.

a) reviewing traffic forecasts

By 2050, it is expected that over 10 billion passengers will be carried by air some 20 trillion kilometres each year and, without any additional improvement in technology, fuels or improvements in operations, this activity would generate some 1,800 megatonnes (Mt) of CO₂. Demographic shifts and population changes mean that the central forecast used in

Waypoint 2050 suggests a slowing of growth when compared with recent years (even without the impact of Covid-19). Taking into account the impact of Covid-19 on longer-term growth trends, we can expect a compound annual growth rate of 3% from 2019 until 2050, mainly from Asia-Pacific, the Middle East, Latin America and Africa, although there remains significant growth in North America and Europe. Three possible limits to growth: environmental concerns from consumers; governments moving to reduce growth; or a shift to other modes of transport (such as rail), are expected to have limited impact on the overall growth picture. Despite this, the sector must innovate and accelerate the energy transition to low (and, ultimately, zero) carbon fuel sources in order to ensure its continued licence to operate.

b) innovating with technology

Evolutionary technology will continue to be developed, bringing with them around a 20% improvement in fuel efficiency to each generation of aircraft. But in the next 30 years, the industry will likely see even more radical shifts. By 2050, it is expected that electric- and hydrogen-powered propulsion will have the potential to serve regional, short-haul and perhaps medium-haul markets. Traditional liquid fuels are expected to remain necessary for long-haul aircraft and for the remaining short and medium haul aircraft that have not shifted to electric or hydrogen, but with a transition to 100% sustainable and low carbon sources.

c) improvements in operations and infrastructure

These areas present a vital area of early action to help the pathway to 2050. A wide range of measures can be implemented by airlines, airports and air traffic management to reduce CO₂ from the operation, with collaboration playing a vital role. Importantly, increasing congestion can degrade airspace efficiency, so continual improvements are needed to maintain (or enhance) existing operational efficiency.

d) deploying sustainable aviation fuel (SAF)

Perhaps the single largest opportunity to meet and go beyond the industry's 2050 goal is the rapid and worldwide scaling up of sustainable aviation fuel and new energy sources. It is likely that aviation will need around 450-500 million tonnes of SAF per annum by 2050. Analysis shows that this is achievable, with rigorous sustainability criteria ensuring a transition that does not impact food or water use. Rather than relying on a single option, there are a range of

feedstocks available, from non-food crops to waste sources and eventually a shift to power-to-liquid fuels made from recycled or directly-captured CO₂ and low-carbon electricity. The scale-up will be a significant challenge, although with the right support from government and the energy sector, it is far from insurmountable. Policy will play a core role in this shift – government support to channel feedstocks towards aviation and not to other transport sectors (where alternative energy sources are already available).

e) investing in out-of-sector carbon reduction measures (offsetting)

Aviation will need to turn to carbon offsets in the medium-term to stabilise CO₂ emissions as it works on long-term, permanent, in-sector reductions through the ramp-up in alternative energy and new technology. It is not envisioned that investing in out-of-sector carbon reduction should be the primary means of meeting long-term goals. Due to the long time horizons of fleet turnover and the global nature of the industry, it is expected that there could be a need to remove residual CO₂ emissions, even if aviation manages to meet 100% of its energy requirements from SAF, and progresses radical new technologies. But the types of 'offsets' available in 2050 will likely be restricted as demand from other sectors also grows. Forestry, natural carbon sinks and carbon removal opportunities may play a role in 2050 and beyond.

Waypoint 2050 explores three consolidated scenarios for how air transport can meet its goal. Which of these scenarios plays out over time will be determined by a number of decisions in the course of the coming decades, including:

- » How do we prioritise investment in both sustainable aviation fuel deployment and radical new technologies?
- » Can energy providers massively scale up SAF and hydrogen production at the same time?
- » Will governments, finance institutions and consumers play the role they need to accelerate the energy transitions?

Whilst the solution will likely be some combination of all the scenarios, the important lesson learnt from the work in this report is that it can be done. Aviation can meet its ambitious -50% climate goal in 2050 and pursue net-zero emissions by 2060/65 at a global level, with some parts of the world hitting that point earlier. There is enough feedstock to produce the necessary SAF and hydrogen is a realistic possibility for some aircraft. Efficiency will continue to improve and modern air transport will remain a key driver of connectivity, business and social connections across the world well after 2050.

- » *Due to the nature of technology developments, the energy transition and political realities constantly changing, it is envisioned that this report may also be subject to change as the outlook evolves.*



10 QUESTIONS

Q1

Can aviation meet its climate goal in 2050?

Yes. But it will take an enormous effort by committed industry experts, governments, the finance sector and the research community to make it a reality. It will mean a rapid and massive transformation of aviation's 'drop-in' liquid energy supply using sustainable aviation fuel — from both traditional sources and new sources such as power-to-liquid — over the course of just 30 years. It will also require an acceleration in aircraft and engine technology development, including faster progress towards new types of propulsion: electric, hybrid and hydrogen powered aircraft. It is possible, but it is going to be a significant challenge.

Q2

Is net-zero emissions possible in aviation?

Yes. Based on aggressive scenarios developed for Waypoint 2050 and a shift to low carbon energy with some use of 'offsets', net-zero emissions from aviation will likely be possible worldwide sometime in the decade or so after 2050 (with some regions able to move faster towards this point). But in order to meet this goal, collaborative action across the ecosystem (governments, research, finance, energy sector and aviation itself) will be needed. Unlike most other sectors, aviation does not yet have readily available solutions. But aviation also has a strong track record of innovation and collaborative action which makes it a strong candidate for achieving such a monumental shift.

Q3

Will aviation rely on offsets to meet its goals, or to shift to net-zero emissions?

The expectation is that offsets (or other forms of out-of-sector carbon reductions available in 2050) are not primarily relied on to meet the goal, although there will inevitably be some emissions that offsets can help mitigate. Depending on the progress of technology development (both in carbon capture / direct air capture and for aviation technology and energy deployment), there may be an increased role to play for some form of market mechanism or offsetting. In the long term, the removal of CO₂ from the atmosphere will be key, not just compensating for unavoidable emissions.

Q4

Will shifting to sustainable aviation fuels require large amounts of land, or impact food and water use?

No. Airlines have committed to ensuring a shift to sustainable aviation fuel will be done with fuels "which conserve an ecological balance by avoiding the depletion of natural resources"⁵. Analysis has shown that 100% of aviation fuel in 2050 can come from sustainable sources — including some (non-food or rotational) crops, waste sources and fuels made from renewable electricity and CO₂ removed from the air. Robust mechanisms need to be put in place to ensure the sustainability of these fuels — a global industry can also lead to pockets of less stringent regulation — but a full shift to sustainable sources is possible.

Q5

When will passengers be able to board electric or hydrogen aircraft?

Sooner than may be expected! Already, there are small commercial aircraft being test flown using retro-fitted electric engines. Scaling this up to regional and short-haul aircraft will take the next 15-20 years, but passengers might be able to purchase tickets for electric, hybrid-electric or hydrogen flights around the 2035 timeframe. There is a lot of work still to be done. Battery technology is progressing quickly but needs to be accelerated to provide enough energy for the right size of aircraft over reasonable distances. Hydrogen is an increasingly viable option, but aircraft and engine systems need to be developed and storage must be progressed. And then the manufacturers must complete safety and operational certification in completely new types of technology, as well as sell these novel aircraft types to airlines. Importantly for both options: increased production and new distribution systems of low carbon electricity and green hydrogen are required to make them a reality.

Q6

Can we speed up the transition to fully sustainable aviation?

With enough money, anything can be sped up, but only as far as technology, materials and politics allow. At the same time as aviation is trying to decarbonize its energy system and develop radical new technologies, the rest of the world is also tasked with decarbonising other sectors in the economy. We believe the Waypoint 2050 scenarios presented here to be a realistic and still aspirational timeline for development. There is a good case for current fossil fuel subsidies around the world to be re-directed towards low-carbon energy which would help speed up the transition.

Q7

Will tickets cost more in future to pay for new technologies or new fuels?

This is not an easy question to answer, as airline ticket prices comprise a range of costs and the price to the public doesn't always reflect the underlying costs of things such as fuel or aircraft purchases. In addition, while the cost of sustainable aviation fuel may be higher than fossil fuel, it is unknown how much the cost of fossil fuel may evolve (particularly as other transport modes shift to electricity or hydrogen). Based on today's estimates, it is likely the cost of energy for aviation may be higher in the future, but this could also be partially offset by an increase in efficiency with new technologies and improvements in operational performance. What we do know is that aviation will continue to serve global connectivity in all parts of the world, even if tickets are a little more expensive in the future.

Q8

Is it not easier to simply reduce passenger growth?

Reducing passenger growth (either by reducing supply with fewer seats or reducing demand by increasing ticket taxes) will not necessarily reduce CO₂ emissions in the way many think and will inevitably restrict air travel for less wealthy citizens. The steps taken in this report and our recommendations will allow us to restrict the growth of CO₂ emissions, but not the connectivity, societal or economic benefits that come from air travel being available to people everywhere. The growth rates identified in this report are also at a lower level, generally, than aviation has experienced in the last decade, signifying a shift to slightly lower levels of growth (and that growth taking place mainly in emerging economies whose citizens should have the chance to enjoy economic prosperity experienced in more established parts of the world for years).

Q9

How has Covid-19 and the shutdown of air traffic impacted the analysis?

Aviation has never experienced an impact on the system as severe as the one caused by Covid-19 in 2020. The immediate hit on the industry is obvious, but there will likely be a very long-term reduction in growth projections as a result of the slow recovery. The central traffic forecast used for Waypoint 2050 has reduced by around 16% in 2050, compared with the pre-Covid forecast. However, despite the severe financial state of the sector over the next five years, commitment to climate action remains strong.

Q10

Some countries or regions have specific roadmaps for aviation climate action, how does this compare?

The Waypoint 2050 analysis is on a global basis and has tried to take into account the varying rates of decarbonisation and geopolitical environments in regions and countries around the world. Due to the nature of a global analysis, the timeframe and roadmap cannot be as precise as that for a specific country (or individual company), but the various technology and energy solutions should be aligned. ATAG encourages all parts of the industry to focus on how they can play a role in accelerating a decarbonisation pathway.

CALLS TO ACTION AS PART OF A DECARBONISATION PATHWAY

A range of actions will be needed to help reduce emissions in line with the scenarios presented in Waypoint 2050. In each section of the report, action points for different stakeholder groups are explored in detail. Here is a summary of the broad areas of action.

Technology

- Significantly scale-up avenues for collaborative approaches – within industry, between industry and governments and with the research community and other stakeholders.

Aviation sector

- Accelerate research into radical airframe designs, electric and hydrogen propulsion.
- Form partnerships with non-aviation technology providers.
- Provide incubator opportunities for new green technology start-ups.
- Work to prepare for new energy requirements for electric and hydrogen aircraft.

Governments and policymakers

- Continue to fund research programmes where they exist, develop projects where they do not.
- Implement the ICAO CO₂ Standard.
- Develop wider energy strategy to, aside from deploying sustainable aviation fuel, include hydrogen and low-carbon electricity requirements of aviation.
- Prepare agencies for certification processes for next generation aircraft, including with unconventional airframe, materials and energy sources.

Research institutions

- Ensure research programmes for new technology reflect real-world requirements
- Continue research in collaboration with industry into non-CO₂ effects of aviation.

Energy industry

- Plan strategic energy needs, including potential for aviation requirements for low-carbon electricity and low-carbon hydrogen.

Finance community

- Focus on funding new efficient aircraft acquisition and explore sustainable finance opportunities.

Other stakeholders

- Collaborate on synergies with automotive, battery and hydrogen sectors to encourage development of feed-in technology pathways for aviation.

Operations and Infrastructure

- Significantly scale-up avenues for collaborative approaches – within industry, between industry and governments and with the research community and other stakeholders.

Aviation sector

- Work in partnership to re-build air traffic volumes based on optimised flight profiles.
- Work towards full implementation of fixed electrical ground power, weight-based efficiency measures, continuous approach and departure, airport collaborative decision making, aerodynamic efficiency opportunities and assisted taxiing opportunities.
- Collaborate to speed up investigating, testing and certification of new efficiency measures.
- Encourage efficiency action throughout the system.
- Investigate new approach technologies and procedures at all applicable airports.
- Investigate opportunities for increased use of intermodality, including for connecting air passenger traffic and for passenger access to airports.

Governments and policymakers

- Make military airspace flexible use.
- Implement the ICAO Aviation System Block Upgrades.
- Encourage and fund, where viable, intermodal transport planning.

Research institutions

- Focus on operational procedure improvements for aviation system.

Energy industry

- Work in partnership with airports to ensure low carbon energy supply.

Finance community

- Fund infrastructure upgrades and developments to meet system efficiency needs.

Other stakeholders

- Pursue community and aviation system engagement on new procedures and techniques for air traffic management.

Sustainable aviation fuel

- Significantly scale-up avenues for collaborative approaches – within industry, between industry and governments and with the research community and other stakeholders.

Aviation sector

- All airlines should investigate sustainable aviation fuel opportunities – small or large. Start by doing a first test flight.
- Make substantial and bold SAF offtake agreements at an early stage.
- Make the case to governments and the finance community for SAF scale-up.
- Bring passengers and major customers on board with sustainable aviation fuel financing.

Governments and policymakers

- Foster a clean energy transition push across government, including for sustainable aviation fuel.
- Prioritise aviation (and other hard-to-abate sectors) as a user of alternative fuel.
- Explore potential for SAF development at a national or regional level.
- Support development of SAF industry, including attracting capital to expand SAF capacity through loan guarantee programmes (de-risking the early investment anxiety for new technologies), direct research and development activities for local SAF production pathways and new energy industries, committing to policy certainty.
- Demonstrate leadership with a commitment for government travel to be undertaken on SAF, adopt globally-recognised sustainability standards and work to harmonise global standards, encourage user-friendly sustainable aviation fuel accounting methods and work to harmonise global standards.

Research institutions

- Implement SAF research programmes into technology pathways, feedstock and emissions reduction factor improvements, production efficiency improvements.

Energy industry

- Demonstrate substantial commitment to sustainable aviation fuel production and scale-up.

Finance community

- Focus funding on SAF opportunities worldwide.

Other stakeholders

- Other transport modes should prioritise best available energy options.

Offsetting or out-of-sector carbon reductions

- Significantly scale-up avenues for collaborative approaches – within industry, between industry and governments and with the research community and other stakeholders.

Aviation sector

- Investigate partnership opportunities with future offset providers.

Governments and policymakers

- Support the ICAO Carbon Offsetting and Reduction Scheme for International Aviation (CORSIA) and ensure it continues to evolve.
- Set a long-term CO₂ goal through ICAO.
- Do not duplicate market mechanisms, base any domestic measures on CORSIA principles.
- Work with fellow governments to conclude UNFCCC Article 6 discussions.
- Promote development of carbon capture and removal opportunities.

Research institutions

- Accelerate development of carbon capture and direct air capture efficiency.

Finance community

- Support development of carbon capture and direct air capture opportunities.

Other stakeholders

- Develop additional carbon credit products.



THE CHALLENGE



AIR TRANSPORT HAS CONNECTED THE WORLD FOR MORE THAN A CENTURY, WITH 86.5 BILLION⁶ PASSENGERS HAVING FLOWN SINCE THE FIRST COMMERCIAL SERVICE TOOK OFF IN 1914. IT IS A SYSTEM RELIED ON BY MILLIONS OF PEOPLE FOR CONNECTIVITY TO THEIR LOVED ONES; BY BUSINESSES TO ENGAGE IN TRADE, DEVELOPMENT AND INNOVATION; BY GOVERNMENTS TO ENCOURAGE THE ECONOMIC BENEFITS OF TOURISM, AND TO SUPPORT NEARLY 88 MILLION JOBS WORLDWIDE.

The world with modern, rapid, air transport is a rich and rewarding one. The fundamental challenge is to ensure that connectivity can continue, whilst working to significantly reduce its impact on the climate. But that overarching balance brings with it a number of underlying challenges which make up counterbalancing dynamics, sometimes working against each other.

Challenge: growth is not taking place evenly around the world

Political situations play a role when considering technological and policy solutions to global issues such as climate change. Whilst air travel has been growing very quickly in the last decade, the majority of that growth (and the growth to come in the next 30 years) is in emerging economies. These nations have a right to give their citizens access to the same business, tourism and travel opportunities that those in established economies have enjoyed in the past 30-40 years.

Around 80% of air transport emissions are from flights over 1,500 kilometres in length⁷, which have no alternative

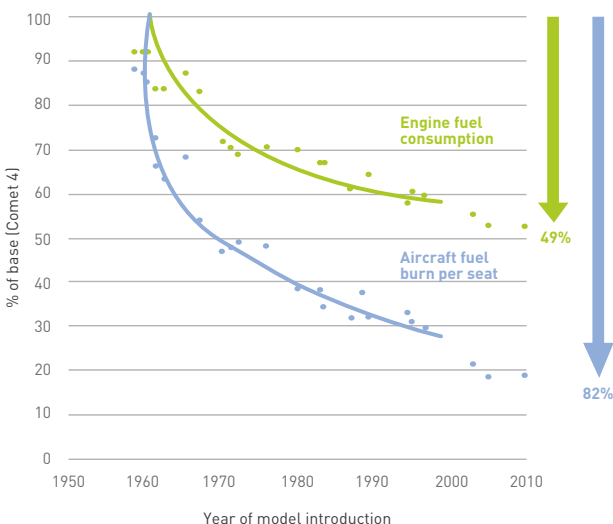
transport mode. A majority of these are international services and must therefore be dealt with by international rules which have to balance the need to help grow economies with the need to reign in CO₂ emissions. The framework of the International Civil Aviation Organization (ICAO) is the most effective place to achieve that balance. The aviation industry has played a leading and progressive role in pushing governments meeting at ICAO to adopt global climate standards, including the current process to develop a long-term goal for CO₂ emissions reduction.

Challenge: forecasting

There are a number of uncertainties when looking out ten years, let alone 30 or longer. How will traffic evolve? Will there be further shocks to the system that alter the fundamental growth patterns of mobility? What will be the price of fuel – will it rise or fall as other sectors shift more easily to alternative sources of energy? What will be the availability (and cost) of offsets or other carbon mitigation options? When will new technologies be available and how much can they contribute to

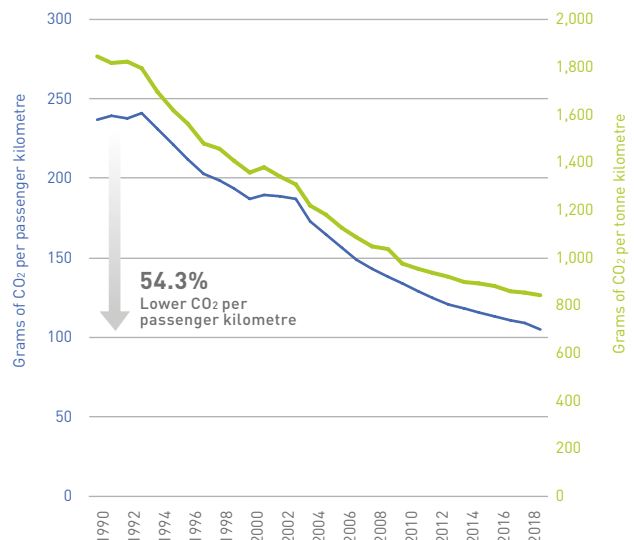
Fuel efficiency through technology since the early jet age⁸

The development of new airframes and engines has delivered an 80% + improvement in the efficiency of aviation.



Operational efficiency since 1990, global numbers⁹

Through deploying new technology, operational and infrastructure efficiencies and improvements in fleet utilisation, a flight a passenger takes today will, on average, produce 54.3% less CO₂ than the same flight in 1990.



reducing emissions? The interplay between these questions is also important: if traffic reduces significantly, will airlines have enough capital to invest in new fleets or sustainable fuels? Does the industry prioritise investing in technology development or in an energy transition?

Obviously, each of these tracks can generate many hundreds of different forecasts and scenarios. Bringing them together increases further the complexity. Waypoint 2050 attempts to focus on several likely scenarios that represent potential paths forward, as identified by industry experts involved in the analysis.

Inevitably, analysis with so many variables raise more questions. The hope is that Waypoint 2050 can provide a basis for further discussions about aviation's future emissions trajectory.

Challenge: aviation is already remarkably efficient

Fuel efficiency has been a key driver of development since the dawn of the air transport industry. The sector has shown a consistent improvement in:

- » The efficiency of technology platforms (engines and airframe developments): **85% improvement since the first jet engines in the 1950s.**
- » Operational efficiency (the combination of technology across the entire aircraft fleet, the way these aircraft are operated, the infrastructure environment and the utilisation of assets – load factors on board flights): **55% improvement (combined technology, operations and load factor) since 1990.**

A passenger taking a flight today produces around the same

amount of CO₂ as a small car with average occupancy. Each generation of new aircraft improves fuel efficiency even further, but the gains through evolutionary technology are getting more and more challenging to achieve. This is because air travel tends to be very efficient on a per-kilometre basis already, given its speed and ability to cover large distances. Significant CO₂ savings will continue to materialise in the coming decade through continuous fleet renewal with today's new generation aircraft providing immediate 20-25% fuel- and CO₂ savings compared to the previous generation.

Challenge: cost of the transition is high and the technology is not available... yet

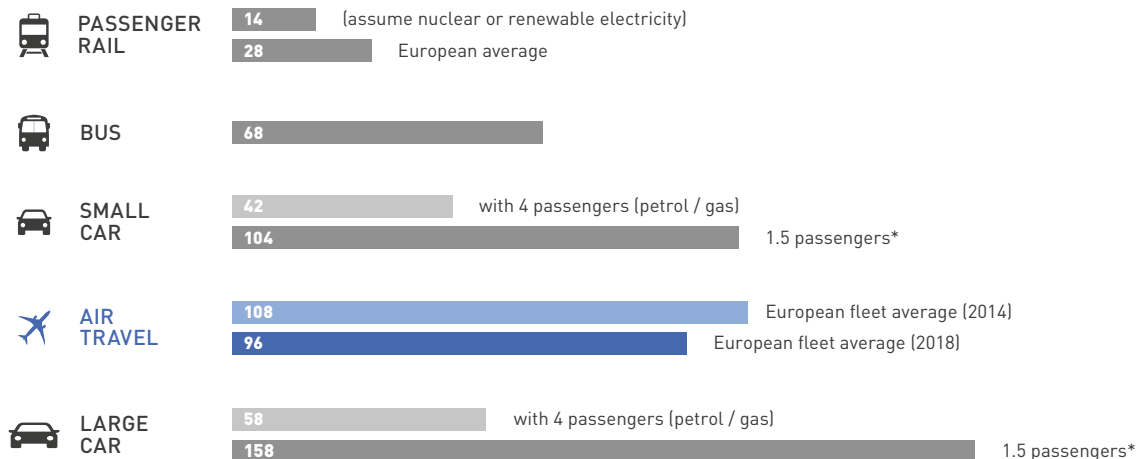
Aviation is inherently a costly business, with low margins for its frontline airline operators. Aircraft are high-value assets that take a long time to build, and a long time to pay off. Unlike cars and many other machines, aircraft can remain in useful service for 25+ years and so fleet turnover tends to be slow. An airline or lessor which has spent hundreds of millions on an aircraft is unlikely to want to upgrade without a reasonable return on investment.

For example, the combined fleet value of the ten largest leasing companies in the world – comprising 6,863 aircraft, or just under 20% of the world fleet – is \$205 billion¹¹. Airlines have spent over a trillion dollars on new aircraft orders since the industry climate goals were agreed in 2009¹².

The transition to radical new technologies will require significant investment by the commercial aerospace sector, research institutions and governments. Once a new technology has been identified, the aerospace sector must work to commercialise at scale in order for prototypes and commercial versions to be produced, sold to airlines, put

Comparison of operational fuel efficiency between different modes of transport, 2014 EU¹⁰

Using European Union data, this chart shows the operational CO₂ emissions of air transport compared with other European averages (data for 2014, with update to aviation figure in 2018. If analysis only included the latest generation of aircraft, the potential is for around 50g of CO₂ per passenger kilometre).

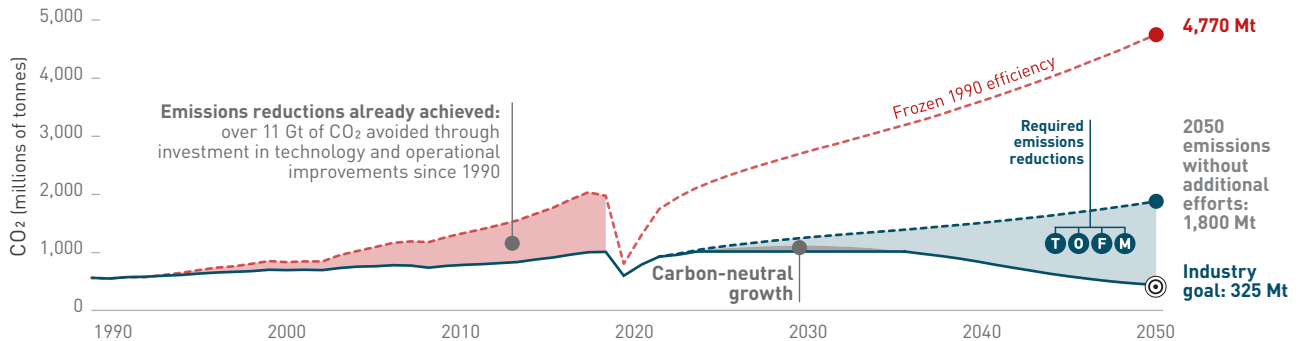


Grams of CO₂ per passenger kilometre

*Average occupancy of cars is around 1.5. These figures do not include embedded emissions from construction and maintenance of infrastructure, which are less important for aviation.

Efficiency improvements have been impressive, more work needed

Efficiency measures have already saved 11 Gt of CO₂ since 1990, but further work is needed to get the sector down to the industry goal in 2050 (the required emissions reductions are explored in this publication), and further towards net-zero at a global level. ATAG analysis.



through rigorous testing and certification procedures and then entered into service. The development of a new aircraft type using evolutionary technology can be up to ten years and cost tens of billions of dollars¹³. To introduce radical technical changes (such as hybrid, hydrogen or electric aircraft) will command a similar or greater level of investment.

On top of the aircraft themselves, their operation brings with it incentives to reduce fuel use (and therefore emissions), with airlines spending \$188 billion on fuel in 2019. This represents just under a quarter of operating costs (and the same amount as spent on labour)¹⁴. The development of a new energy system for aviation will also require significant investment. The most attractive option is through drop-in sustainable aviation fuel which can make use of existing fuel systems in aircraft and at the world's 3,780 commercial airports. There are still high levels of investment required in the production and distribution of the sustainable fuel, but not to the extent of building a whole separate network as would be needed with, for example, hydrogen.

This is against a backdrop of a race for all other sectors also to decarbonise – with many of the other transport and industrial sectors able to make the transition sooner, due to existing technologies already being available.

Challenge: CO₂ is not the only consideration

This report, and the analysis that underpins it, concentrates on the reduction of CO₂ emissions from commercial aviation services. However, air transport also produces other greenhouse gases. Whilst carbon dioxide is the greenhouse gas that has the most long-term impact, there are other emissions from flight. Recent analysis has shown that the full impact of aviation may be around 3.5% of all anthropogenic climate impact¹⁵.

The exhaust of a jet engine is made up of:

- » 5% to 6% CO₂;
- » 2% water vapour;
- » around 0.03% nitrogen oxides, unburned hydrocarbons, carbon monoxide and sulphur oxides;
- » traces of hydroxyl family and nitrogen compounds and small amounts of soot particles; and
- » between 91.5% and 92.5% is normal atmospheric oxygen and nitrogen.

It is important to note that not all gases have the same climate impacts. CO₂ is the most notable greenhouse gas because of its long life, whereas some other gases (such as methane from agriculture and waste) have a much stronger impact on climate change, but a very short life.

One of the most visible signs of aircraft movements are the contrails left behind as flights move through some areas of the atmosphere. These are made up of ice crystals from the condensation of water vapour (like naturally-occurring clouds) produced from the combustion process inside the engine.

The impact of contrails (and the hazy cirrus clouds they sometimes generate as they dissipate) on climate change is complex and still includes large uncertainties, despite advances in research. Some recent studies have shown that contrail-induced cirrus could help cool the planet during the day, but warm it at night, similar to ordinary clouds.

It is actually possible to avoid creating contrails, either by flying around the areas of super-saturated cold air in which they form, or flying at a different altitude. However, this brings with it some downsides, as airlines could use more fuel (and therefore emit more CO₂) to avoid these areas. The emission of any additional unnecessary CO₂, however, needs to be prevented wherever possible.

A number of airlines and aviation experts are engaged with research teams to investigate the impacts of contrails further. While chances are good to avoid contrail formation with almost negligible CO₂ penalties, the bigger challenge is to obtain highly reliable meteorological data and to re-arrange flights on fewer flight levels in busy airspaces.

Some of the technology solutions being developed and explored in this report also have a positive impact on the other non-CO₂ impacts of aviation. Sustainable aviation fuels can reduce contrail formation as they contain no sulphur nor aromatic hydrocarbons, their exhaust is almost free of particulate matter, which is necessary to make water vapour condense into contrails. Electric and hydrogen energy supply would have virtually no contrail formation. Using hydrogen leads to increased water vapour emissions, but due to the lack of particles contrail formation is suppressed¹⁶. Each new type of energy would burn cleaner than fossil jet fuel and would also therefore likely produce fewer particulate matter emissions.

The important focus is how to bring down CO₂ emissions in balance with reducing other environmental impacts of the sector.

A NOTE ON COVID-19



THE IMPACT OF THE COVID-19 CRISIS ON ALL ASPECTS OF THE ECONOMY AND SOCIETY IS WELL KNOWN. THE IMPACT ON AVIATION HAS BEEN PARTICULARLY ACUTE, EQUIVALENT TO ADDING TOGETHER THE EFFECTS OF PREVIOUS SHOCKS (9/11, SARS, THE GLOBAL FINANCIAL CRISIS AND EYJAFJALLAJÖKULL ERUPTION AIRSPACE CLOSURE) INTO ONE 'BLACK SWAN' EVENT WHICH WILL HAVE FAR-REACHING IMPLICATIONS ON THE INDUSTRY FOR MANY YEARS.

Whilst the size of the crisis is unprecedented, history has shown that air transport services and the desire to travel does return, eventually. The Covid-19 crisis may have several impacts on the analysis of this report, and the changes it is intended to drive. Some of those (for example a potential impact on investment capacities) are commented on below but not included in this analysis, as they are not immediately qualifiable.

Traffic forecasts

There have been reductions in passenger traffic caused by shocks in the past, but never a near total shutdown of the full global system. At the peak of the shutdown in mid-April 2020, the number of flights operating globally was an average of a quarter the number operating just six weeks earlier⁴⁷ (and many of these flights were operating with very limited occupancy: revenue passenger kilometres fell some 94.3% compared with April 2019⁴⁸).

The re-opening of routes is going to be slow, as a result of government health measures and the concerns of passengers to travel too far from home. This, accompanied by the broader economic conditions resulting from Covid-19 suggests that there will be a prolonged period of soft demand. Many industry analysts suggest the industry may not return to pre-Covid-19

levels of passengers or traffic until 2024. Particularly impacted will be the long-haul traffic which makes up a large proportion of industry revenue passenger kilometres, the key metric used in Waypoint 2050 analysis.

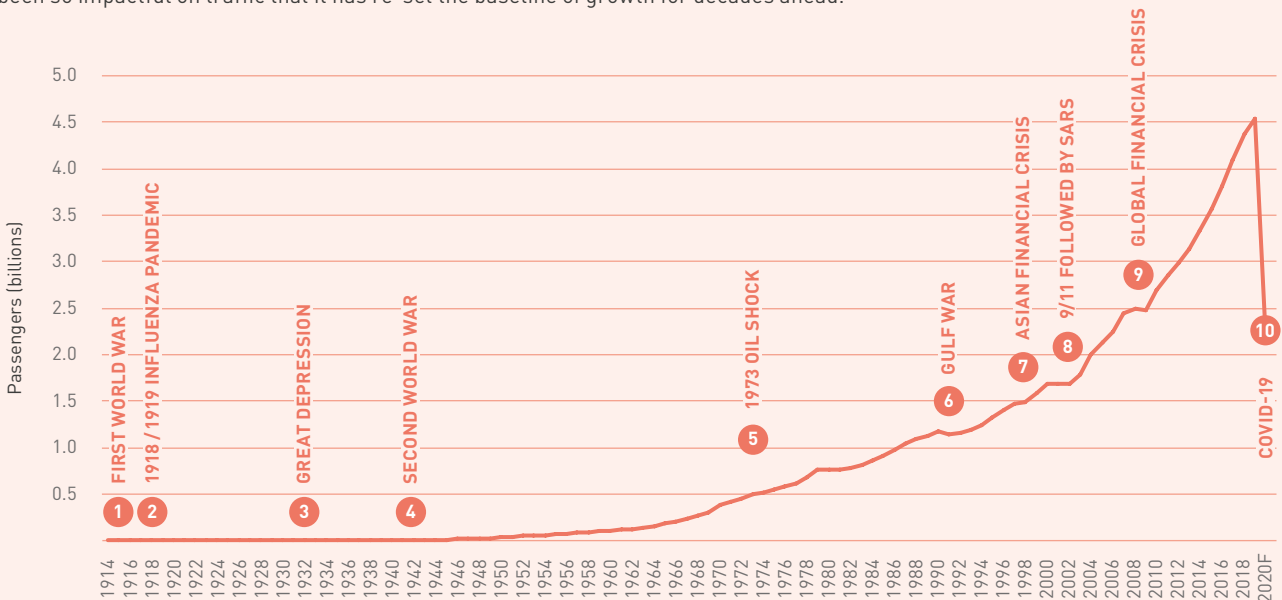
Shocks to air traffic growth in the past have always been followed by a reversion to trend, but the severe nature of this shutdown and the slow return to travel may have much further-reaching implications than expected. The central passenger growth scenario used for Waypoint 2050 was already based on lower growth rates than had been experienced in the last decade and which are likely lower than some other forecasts. But the analysis also now includes a reflection of what will likely be a 'new normal' in air travel: an industry smaller than was expected just a year ago.

The post-Covid-19 revision of long-term growth suggests that the central traffic forecast used for Waypoint 2050 is around 16% lower in 2050 than it was in a pre-Covid world. This is due to:

- » a slow recovery from a severe drop-off in traffic in the 2020 year, likely to not recover to 2019 levels until 2024, and completely re-baselining the growth of air travel;
- » a longer-term impact on GDP growth in economies around the world;

Global air passengers (billions) 1914-2020F¹⁹

Previous crises have resulted in a fairly rapid return to trend. The Covid-19 situation will likely see a much slower recovery and has been so impactful on traffic that it has re-set the baseline of growth for decades ahead.



- » a reduction in the propensity to travel due to concerns over health situation at destinations and the potential for quarantine inconvenience – this will recover as the world eases out of the Covid-19 crisis, but there may be a long tail of concern, particularly amongst older travellers;
- » a reduction in business travel in the medium-term, due to a soft corporate financial situation and the reliance on video conferencing and remote working during the shutdown leading to a change in behaviour amongst corporate travellers.

Efficiency improvements

The reduction in air travel has had a dramatic impact on the use of aircraft. At its peak, the Covid-19 shutdown saw 64% of the global jet fleet grounded²¹ and, given the long recovery expected, some of those aircraft will not re-enter service. At the same time, a backlog of 11,650 new aircraft were due to enter service over the coming years, prior to the shutdown²². A number of these orders may be delayed or cancelled, but many of them are already in production or awaiting delivery. This could lead to competing efficiency outcomes:

- » An accelerated retirement of older (less efficient) aircraft.
- » A higher percentage of newer (more efficient) aircraft in fleets.
- » A short-term reduction in the delivery of newer aircraft.
- » A medium-term reduction in the purchase of newer aircraft.

Already, airlines have announced retirements of older model aircraft, particularly large four-engine models such as the Boeing 747-400, Airbus A340 and A380. However, a number of narrowbody older generation aircraft are also being permanently parked because of the crisis.

How these short- and medium-term developments will impact the fuel efficiency of the sector remains to be seen, however the timelines being considered in Waypoint 2050 will not likely be impacted by these short-term developments.

Investment environment

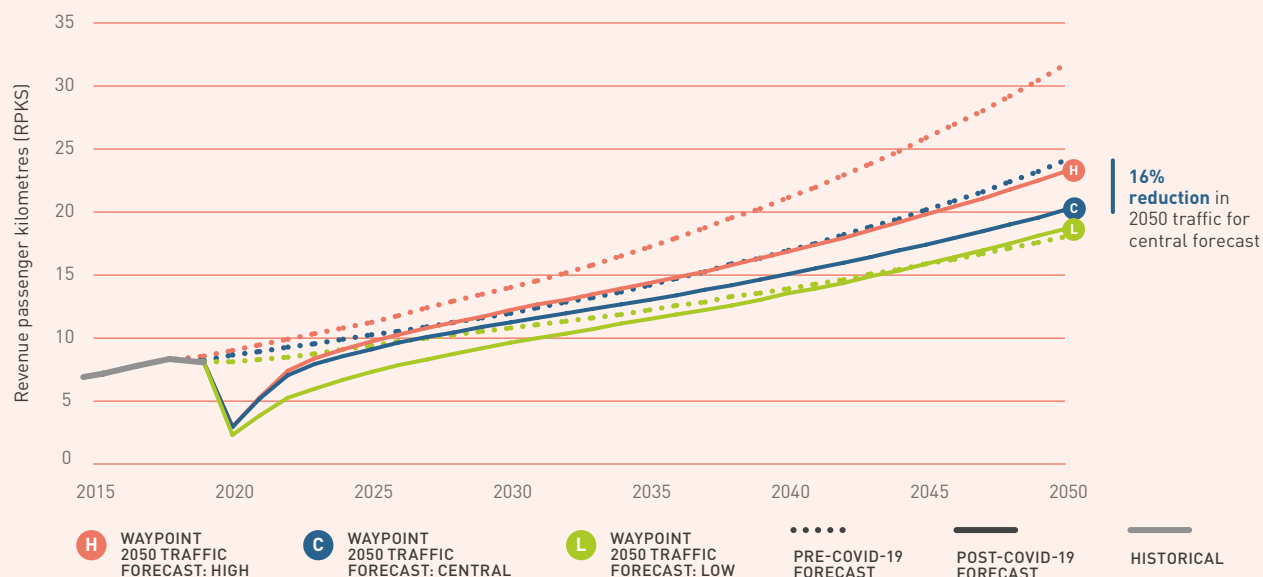
The area where efficiency may be impacted in the medium-term by the Covid-19-associated economic recession will be the investment environment. This has several possible impacts:


- » The ability for airlines to invest in new aircraft, at least for a few years, will be limited as they fight for survival. Coupled with the extremely low cost of fuel, there could be an incentive to retain older aircraft longer. However, it is unlikely that brand new aircraft will not be delivered, and that the price of fuel will remain as low as it has been in early 2020. There are also a number of governments investigating the opportunity to support airline investment in new aircraft or accelerated retirement of older aircraft as part of assistance packages. Such programmes could materialise immediate and significant CO₂ reductions due to new aircraft being 20 to 25% more fuel efficient.
- » Airlines, governments and energy suppliers may find it challenging to invest in the infrastructure and forward purchase agreements required to facilitate the energy transition needed towards sustainable aviation fuel. This, however, is a vital step for an industry with few other options for energy sources and is in need of acceleration: governments should see this crisis as an opportunity to build new energy industries across the world as part of a green recovery.
- » Airframe and engine manufacturers are also facing a significant financial impact which may create a challenging investment environment for development of new conventional aircraft and research into radical technology shifts.

Despite these challenges, the industry has committed to maintaining its efficiency and long-term emissions reduction strategy, even in the face of the unprecedented crisis of 2020. Additionally, the industry is urging governments to use stimulus financing to help push new technology research and development and as a way to kick-start the energy transition away from fossil fuels.

Global air passenger traffic forecast comparison, pre- and post-Covid²⁰

Comparison between the traffic forecasts used before Covid-19 hit and those used in the Waypoint 2050 report: the deep impact of Covid-19 on passenger traffic, as well as the long recovery will mean a 16% reduction in traffic in the central scenario in 2050.





WAYPOINT 2050

A. Traffic forecasts	30
B. Technology	40
C. Operations and infrastructure	54
D. Sustainable aviation fuel	66
E. Offsetting	82



IN AVIATION, WAYPOINTS ARE SIGNIFICANT POINTS ON A FLIGHTPATH THAT PILOTS USE IN NAVIGATING THEIR DIRECTION OF TRAVEL. THEY ARE NEITHER THE START NOR THE END OF A JOURNEY, BUT A GUIDE TO WHERE THE FLIGHT NEEDS TO GO. IN DEVELOPING A LONG-TERM GOAL, THE INDUSTRY HAS TAKEN THIS PHILOSOPHY TO ACKNOWLEDGE THAT 2050 IS NOT A DESTINATION, BUT A MARKER ON A PATH TOWARDS ZERO CARBON EMISSIONS FROM AIR TRANSPORT.

In 2009, the world's aviation industry set itself one of the first comprehensive climate agreements for any global sector. It was based on three global goals agreed by the whole industry:

GOAL 1 PRE-2020 AMBITION

1.5% average annual fuel efficiency improvement from 2009 to 2020.

GOAL 2 IN LINE WITH THE NEXT UNFCCC COMMITMENT PERIOD

Stabilise net CO₂ emissions levels through carbon-neutral growth.

GOAL 3 ON THE PARIS AGREEMENT PATHWAY

Reduce aviation's net CO₂ emissions to 50% of what they were in 2005, by 2050.

This overarching framework for climate action is underpinned by advances in new technology, operational efficiency, new types of fuels, the development of more efficient infrastructure and, for the mid-range goal, the world's first carbon mechanism for any global sector. Due to the severity and unanticipated impacts of Covid-19 on 2020 aviation activity, the second goal to “*stabilise net aviation CO₂ emissions at 2020 levels with carbon-neutral growth*” is baselined on actual 2019 CO₂ emissions, a lower point than the expected 2020 emissions.

This report, the result of two years of work by experts from across the sector, outlines how air transport can meet its long-term goal and explores how it may go beyond that already ambitious target.

Scope of project

Waypoint 2050 covers the next 30+ years in commercial aviation from a CO₂ perspective. It does not include military or most general aviation (i.e. smaller privately held aircraft used for hobby purposes). Nor does it include the burgeoning fields such as unmanned aerial vehicles (drones) or their use in urban air mobility (air taxis). Whilst these may have an impact on airspace capacity and are an important component for planning purposes, they are generally small scale when it comes to exploring the global impact of aviation on climate change and were not included in the scope of this study. In addition, these smaller vehicles appear to already test and embrace new forms of lower-carbon energy sources e.g., electric, hybrid electric, hydrogen. They may help and become the initial test bed for larger aircraft in the future. The re-emergence of supersonic flight possibilities has also not been included, as it will likely remain a niche section of the market and should be expected to comply with rigorous aircraft CO₂ standards developed at the International Civil Aviation Organization (ICAO).

The Waypoint 2050 project focuses on the trajectory of CO₂ emissions from aircraft operations and the use of jet fuel. Whilst a lot of work is going on to reduce the emissions from ground-based sources (such as improving the efficiency of office buildings and airport terminals, and shifting ground vehicle fleets to alternative energy sources), these are not included in the scope of the Waypoint 2050 analysis, except where they have an impact on aircraft fuel use.

A VISION FOR 2050

Those working in the aviation sector in 2050 will have an industry that is, in some ways very familiar to that of 2020 and in many ways very different. At that point aviation (both international and domestic services) should be responsible for around 325 million tonnes of CO₂ (a third of aviation’s 2019 emissions), despite transporting around 10 billion passengers a year (more than twice 2019 levels), supporting 180 million jobs and over \$8.8 trillion in economic activity²³. Some parts of the world will have aviation sectors already achieving net-zero emissions and the wider global industry will be on track to achieving decarbonisation.

Much of the growth out to 2050 will have taken place in Asia-Pacific, the Middle East, Africa and Latin America, allowing the citizens of those societies to benefit from the social, family, cultural and business connectivity that was a century earlier the reserve of the wealthy in Europe and North America.

For short-and medium-haul routes, a series of new energy sources will provide much of the power needed for those flights — and with virtually no CO₂ emissions at all. Electric and hybrid-electric aircraft will connect secondary cities and small communities with larger hubs for connection to long-haul routes. Hydrogen powered aircraft will have entered the fleet for almost zero emissions flights on longer domestic and medium-haul international services. Most long-haul operations will

be taking place with aircraft a generation beyond those that are flying today, but nearly completely powered by sustainable aviation fuel from a variety of sources (including fuels that are made by combining low carbon electricity with CO₂ removed from the air).

Airports will be hubs of renewable energy production and distribution, taking a leadership role in their local communities for new energy and clean transportation options. The whole industry will have adopted a zero-waste strategy, applying the best circular economy practices, pioneering the use of new materials and the recyclability of materials and ensuring the proper dismantling and recycling of aircraft at the end of their life.

The path to get from where we are now to this eventual world is not an easy one. Sustainable aviation fuel production will need to ramp up from around 0.04 million tonnes today to around 500 million tonnes per year by 2050. Aircraft with new forms of propulsion technology are researched; they will be prototyped, tested, and will need to be flown and purchased by the world’s airlines. The whole industry will need to come together to maximise the operational and infrastructure improvements needed to help reduce emissions further and narrow the gap between growth and the sector’s climate goals. And all this while the rest of the economy is also racing to reduce emissions and push forward with new ways of doing business.

	ICAO	UNFCCC Paris Agreement
Included in industry 2050 goal: emissions from the global (commercial) use of jet fuel	» CO ₂ emissions from international aviation (fuel burn gate-to-gate)	» CO ₂ emissions from domestic aviation (fuel burn gate-to-gate)
Emissions from military, government, general aviation and air taxi mobility services not included in the industry goals.		<ul style="list-style-type: none"> » Airport emissions » Emissions from ground service equipment and road vehicles » Terminals, maintenance facilities, offices » Air traffic control

Cost buckets	Primary actors involved
Research into new aircraft, engines and supporting technologies (batteries, hydrogen storage, etc)	<ul style="list-style-type: none"> » Aircraft and engine manufacturers » Research institutions » Government support
Development, industrialisation and certification for new architecture aircraft, engines and systems	<ul style="list-style-type: none"> » Aircraft and engine manufacturers » Government support
Purchase and operationalisation of new aircraft (training of flight and cabin crews, maintenance, etc)	<ul style="list-style-type: none"> » Airlines
Deployment of new air traffic management technologies and airspace infrastructure design	<ul style="list-style-type: none"> » Air navigation service providers
Installation of fixed electrical ground power at all airport gates	<ul style="list-style-type: none"> » Airports
New distribution systems for green electricity for aircraft supply, hydrogen and low-carbon energy at airports	<ul style="list-style-type: none"> » Energy providers » Airports » Government support
Scale-up of sustainable aviation fuel production facilities	<ul style="list-style-type: none"> » Airlines » Energy providers » Government support
Research for new sources of sustainable aviation fuel	<ul style="list-style-type: none"> » Research institutions » Government » Energy producers / providers
Emission reductions purchased from 'out-of-sector' projects to compensate for unavoidable CO ₂ emissions in aviation.	<ul style="list-style-type: none"> » Airlines » Governments (for policy and accounting)
'Offsetting' opportunities such as forestry, natural carbon sinks and novel approaches such as carbon capture or direct air capture must be matured and brought to market	<ul style="list-style-type: none"> » Carbon markets » Governments » Airlines and airports (as purchasers)
Research on understanding the impact of non-CO ₂ aviation emissions	<ul style="list-style-type: none"> » Research organisations (with government support) » Aircraft and engine manufacturers » Airlines

The cost of transition

This project has not considered the cost of the transition, given the multiple uncertainties that exist when trying to analyse this at a global level and over such a long time period. The main focus has been on the practical and technical ability to meet the industry carbon goals, whilst understanding that the full cost will be considerable: both to the various parties in the industry and to the governments and finance institutions that will need to underwrite the transition. The list above may give an idea of the major cost areas that will need to be considered.

Additionally, the analysis has not concentrated on the impact of any carbon price – it has been considered, but the uncertainty over the cost of carbon 30 years into the future is high. Whilst CORSIA has been developed at a global level, it touches international services only and this report looks at both international and domestic traffic. To try and place a carbon price filter on the entire aviation industry for forecasting purposes would have added another layer of complexity.

There is not just one pathway

In order to reduce the complexity of forecasting across a wide range of variables, this report has identified three specific scenarios. These are built on a range of sub-scenarios which will be explored in the coming chapters covering a) traffic growth forecasts, b) technology developments, c) operations and infrastructure improvements, d) sustainable aviation fuel, and e) the role of offsets to fill any remaining gaps.

The central traffic growth projection used shows that, by 2050, around 10 billion passengers will fly each year a distance of 20 trillion revenue passenger kilometres. Without any intervention (keeping the current fleet and current level of operational efficiency), this activity would generate some 1,800 megatonnes of CO₂ and require over 570 Mt of fuel.

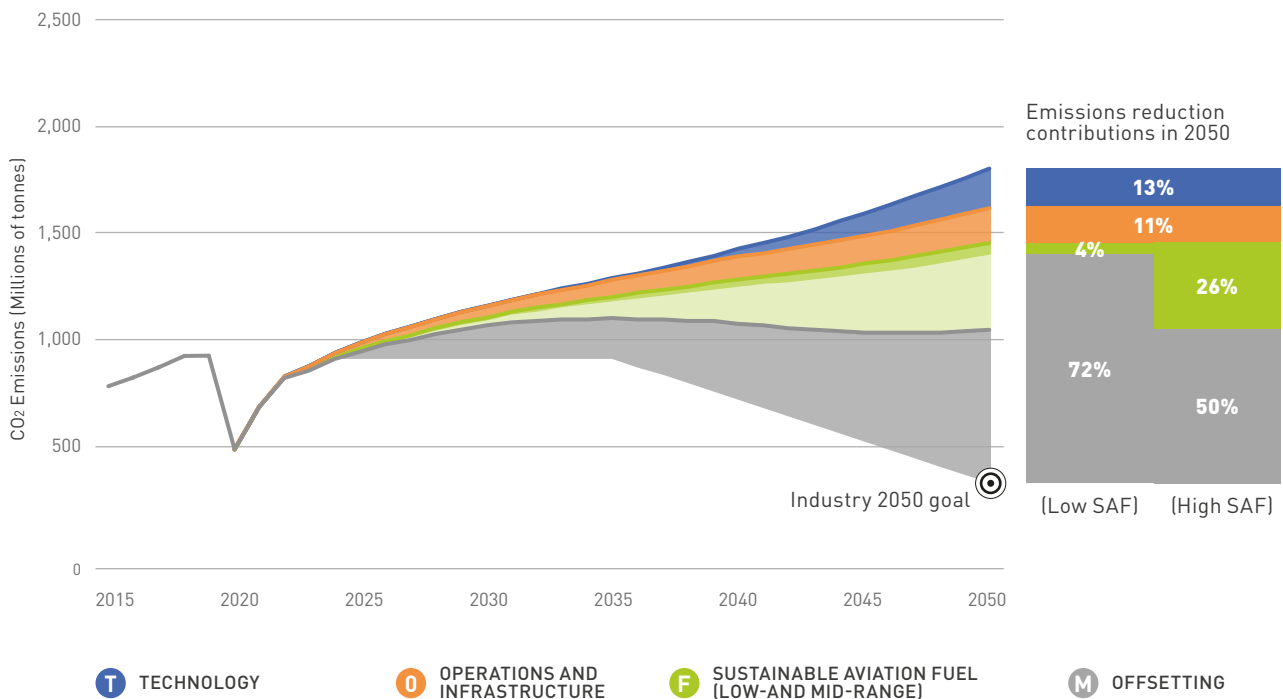
The scenarios below outline how the industry would use technology, operations, infrastructure and sustainable aviation fuels to bring this down, meeting the industry goal by 2050 and going beyond it in the years following. The baseline (scenario 0) is a continuation of the current efficiency trends across all pillars of action, with no acceleration of improvements.

Scenario 0: baseline / continuation of current trends

Traffic forecasts are in the 'central' range of around 3.0% per annum compound growth. Technology improvements are conservative (i.e., assuming no- to little-risk by shifting to unconventional platforms) and therefore show a continuation of the current rate of improvement, with another wave of new aircraft joining and starting to replace the fleet around 2030-2035. Despite mid traffic growth,

investments in operations and infrastructure result in some net improvements and CO₂ reductions. Sustainable aviation fuel is developed and introduced based on current rates resulting in approximately 20 to 144 million tonnes in 2050. Under this scenario, offsets (either the traditional offsets as used today, or new options such as carbon capture) are required and will have to play a major role in 2050.

Traffic growth	C	Central scenario: 3.0% compound annual growth rate (CAGR) 2019-2050
Technology developments	T₂	Continuation of current development cycle and performance improvement (the next generation of 'tube-and-wing')
Operations and infrastructure improvements	O₂	Mid-range improvements and airline load factor improvements
Sustainable aviation fuel	F₁	Low- to high-range continuation of current investment curve delivering between 20 – 144 Mt (25 – 180 billion litres) of SAF with a 90% emissions reduction factor by 2050
Offsets (or other carbon mitigation options)	YES	Required to meet goal, in the order of 740 – 1,100 Mt of offsets

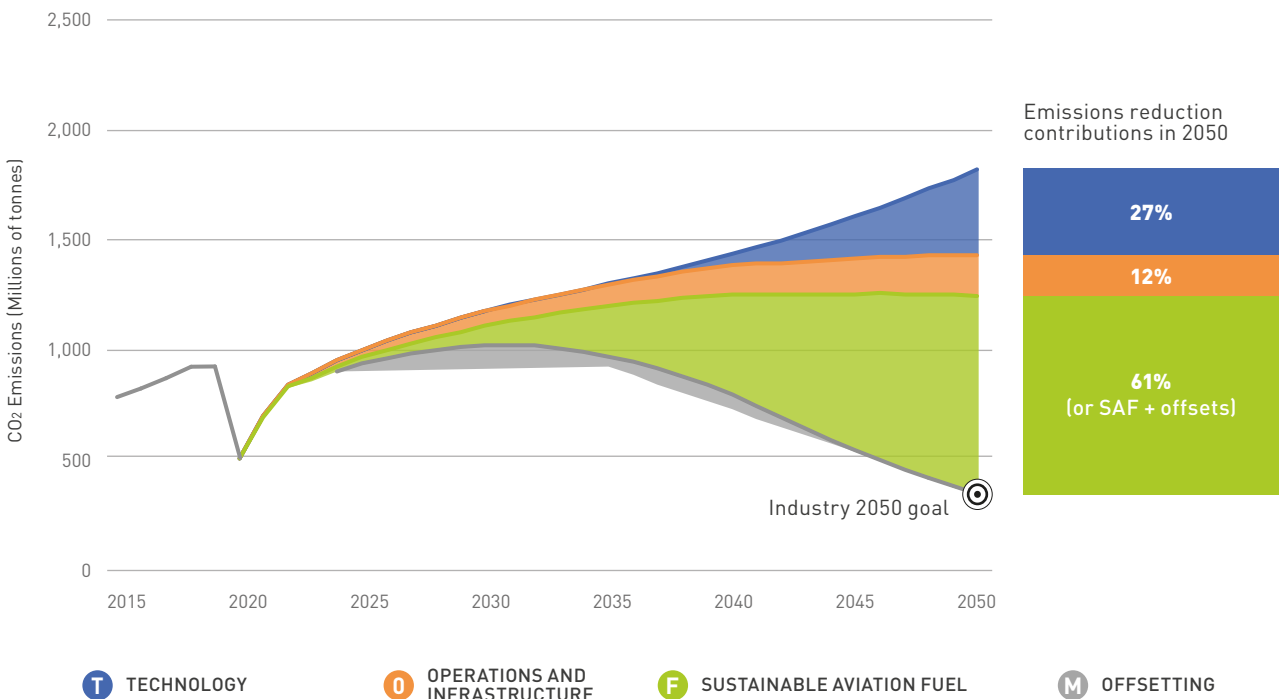


Scenario 1: pushing technology and operations

Under this scenario, technology improvements are prioritised and ambitious with the expectation of the emergence of unconventional airframes and a transition of the fleet towards hybrid/electric aircraft from 2035/40. Significant investments in operations and infrastructure improvements result in substantial improvements and CO₂ reductions. The gap between CO₂ emissions after technology and operations and infrastructure improvements and the 2050 carbon goal

is fulfilled with the use of sustainable aviation fuels. This will require significant quantities of SAF with high emissions reduction factor over their lifecycle. Under this scenario, offsets are not expected to play a central role in 2050 but may be required during 2035-2050 as a transition mechanism and will need to be used to make up any remaining shortfall in emissions above the goal.

Traffic growth	C	Central scenario: 3.0% CAGR 2019-2050
Technology developments	T₄	Prioritised development of electric and hybrid electric aircraft in the short-range and <100 seat category with entry into service from 2035/2040
Operations and infrastructure improvements	O₃	High-range improvements and airline load factor improvements
Sustainable aviation fuel	F₂	Backcast of what is required (around 900 Mt CO ₂ reduction) to meet the goal: a range of 290 – 390 Mt (360 – 490 billion litres) of SAF with a 74-100% emissions reduction factor by 2050
Offsets (or other carbon mitigation options)	IF NEEDED	If required to address any remaining emissions above the 2050 goal

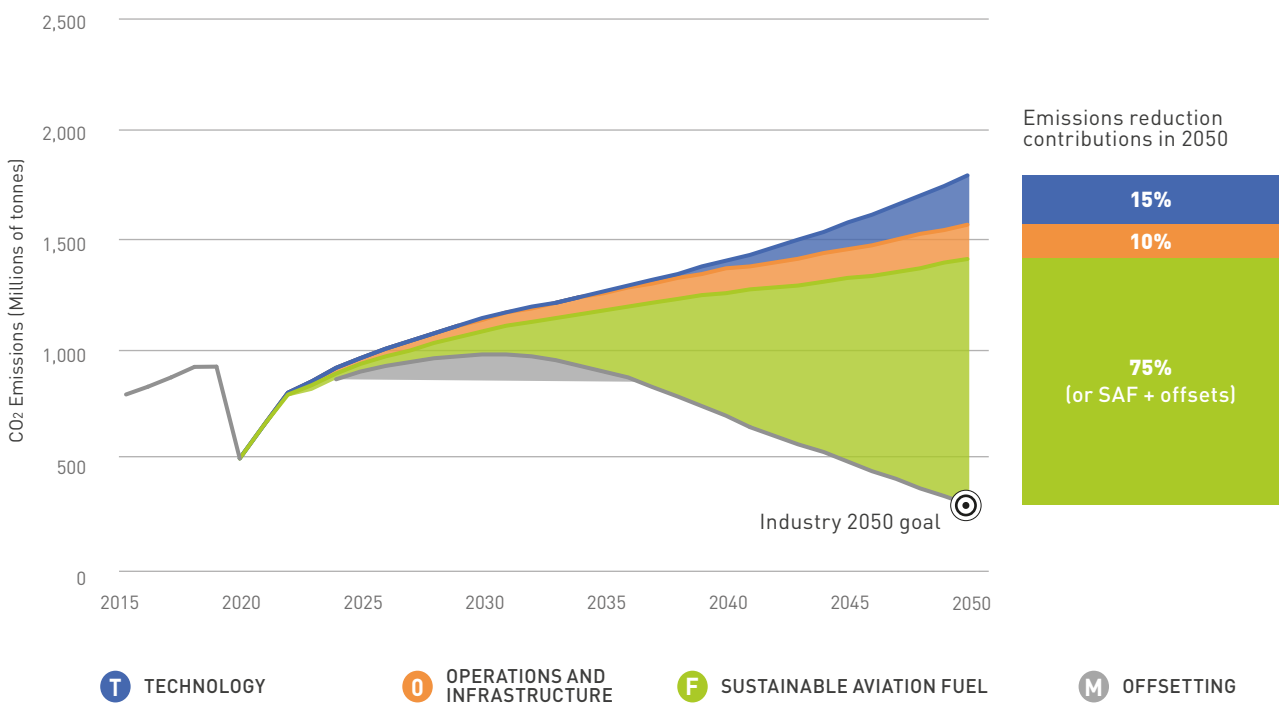


Scenario 2: aggressive sustainable fuel deployment

Under this scenario, technology improvements are ambitious with new aircraft configurations such as blended wing body options, although those are based on current powerplant and technologies (not a significant shift to electric or hybrid, with the industry prioritising investment in sustainable fuels). Despite mid traffic growth, investments in operations and infrastructure result in some net improvements and CO₂

reductions. The gap between CO₂ emissions after technology and operations and infrastructure improvements and the 2050 carbon goal is fulfilled with sustainable aviation fuels (requiring significant amounts of SAF with high emissions reduction factors). Offsets are not expected to play a central role in meeting the 2050 goal but may be relied on during 2035-2050 as a transition mechanism.

Traffic growth	C	Central scenario: 3.0% CAGR 2019-2050
Technology developments	T₃	New airframe configurations with substantial aerodynamics performance such as blended wing body
Operations and infrastructure improvements	O₂	Mid-range improvements and airline load factor improvements
Sustainable aviation fuel	F₃	Backcast of what is required (around 1,100 Mt CO ₂ reduction) to meet the goal: a range of 350 – 450 Mt (440 – 570 billion litres) of SAF with a 77-100% emissions reduction factor by 2050
Offsets (or other carbon mitigation options)	IF NEEDED	If required to address any remaining emissions above the 2050 goal

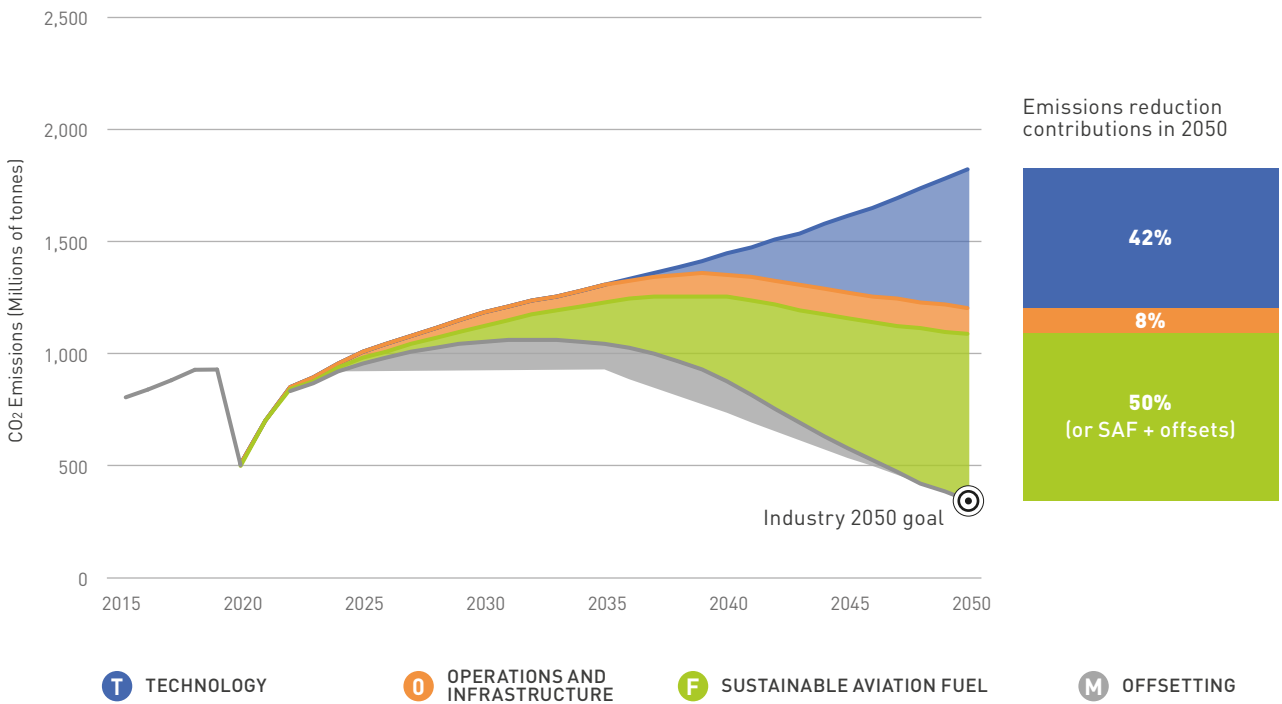


Scenario 3: aspirational and aggressive technology perspective

Under this scenario, technology improvements are very ambitious with electric aircraft up to 100-seat, zero-emissions aircraft (powered by green hydrogen) for the 100-200 seat segment and hybrid-electric powered unconventional aircraft configuration for larger aircraft. Despite a mid-level of traffic growth, investments in operations and infrastructure result in some net improvements and CO₂ reductions. The gap

between CO₂ emissions after technology and operations and infrastructure improvements and the 2050 carbon goal is fulfilled with sustainable aviation fuels (requiring significant amounts of SAF with high emissions reduction factor (ERF)). Offsets are not expected to play a central role in 2050 but may be required during 2035-2050 as a transition mechanism.

Traffic growth	C	Central scenario: 3.0% CAGR 2019-2050
Technology developments	T₅	Very aggressive acceleration of the introduction of electric, hybrid and zero-emissions (hydrogen) aircraft in the 2035-2040 timeframe
Operations and infrastructure improvements	O₂	Mid-range improvements and airline load factor improvements
Sustainable aviation fuel	F₄	Backcast of what is required (around 740 Mt of CO ₂) to meet the goal: a range of 235 – 340 Mt (290 – 420 billion litres) of SAF with a 70-100% emissions reduction factor by 2050
Offsets (or other carbon mitigation options)	IF NEEDED	If required to address any remaining emissions above the 2050 goal



Compatible with the Paris Agreement

Although the Paris Agreement does not establish sector-specific goals for addressing potential temperature rise, analysis shows that the aviation sector's 2050 goal to halve net CO₂ emissions on a 2005 baseline is in line with the Paris Agreement goal to limit global temperature rise to 'well below 2°C above pre-industrial levels'.

The 2015 Paris Agreement for the first time ensured a global climate change response built on voluntary pledges of emissions reductions by all States (known as nationally-determined contributions, or NDCs). The key provision of the Agreement outlines the world's goal:

Holding the increase in the global average temperature to well below 2°C above pre-industrial levels and pursuing efforts to limit the temperature increase to 1.5°C above pre-industrial levels, recognising that this would significantly reduce the risks and impacts of climate change.

Analysis from the Intergovernmental Panel on Climate Change (IPCC) has shown that there is a significant difference in how the world will meet the 2°C goal versus the 1.5°C goal.

Current global emissions are around 52GtCO₂eq²⁴, with an expectation (based on current NDC pledges) that 2030 emissions will be between 52 and 58GtCO₂eq. This does not meet the Paris Agreement 2°C goal, which would require emissions to be between 25-30 GtCO₂eq in 2030 and 18-30GtCO₂eq in 2050²⁵.

The current NDC pledges are due to be revised by countries in the coming years, with pressure to raise the ambition of these voluntary commitments.

While the international aviation sector was not included in the Paris Agreement, a comparison of the aviation industry's -50% 2050 goal versus global emissions levels expected to result from implementation of the NDCs under the Paris Agreement and 2°C scenarios can help put the planned efforts by the aviation industry in context.

» Taking 2005 emissions levels of the global economy and air transport sector as reference, the aviation industry

2050 goal is in line with (somewhat more ambitious than) emissions reductions efforts from all other sectors under the 2°C scenario.

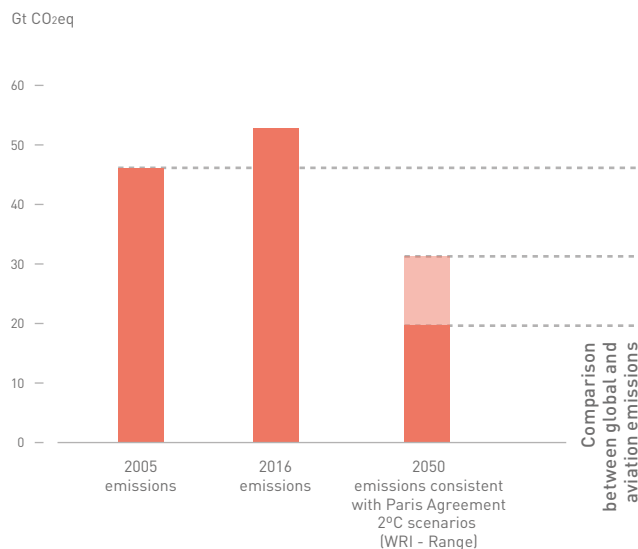
- » This requires all other sectors to reduce emissions at around the same rate as air transport. However, most other sectors have a much easier transition and could / should reduce emissions much faster or entirely.
- » If global emissions were between 18 and 30 GtCO₂eq in 2050 (consistent with 2°C scenarios), aviation's 325 MtCO₂ emissions would be around 1.1-1.8% of CO₂ emissions in 2050.

The International Energy Agency (IEA), Energy Technology Perspectives (ETP, 2017) suggests that the current aviation industry 2050 goal is more ambitious than requirements under a 2°C Scenario (2DS)²⁶ and close to a Beyond 2°C Scenario (B2DS)²⁷.

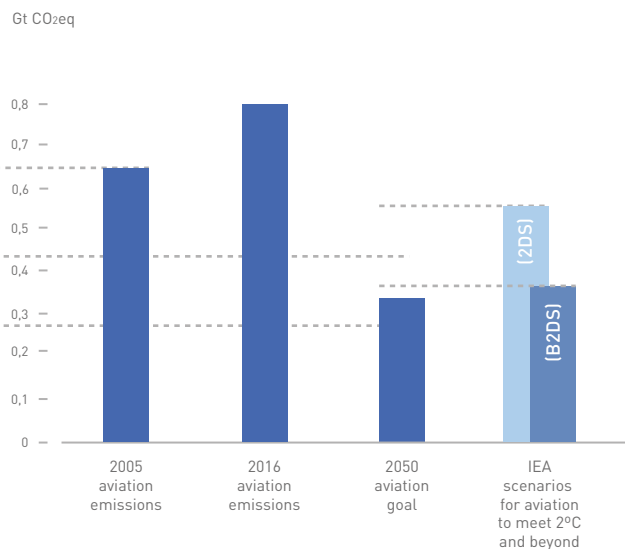
While the current industry goal is in line with the 2°C Paris Agreement goal, the IPCC published several pathways to meeting 1.5°C, requiring a peaking of emissions across the economy between 2020 and 2030 and a rapid reduction in emissions following that, with net-zero emissions by the 'mid-century'.

For hard-to-decarbonise sectors such as air transport, meeting the 1.5°C goal and keeping a small percentage of overall human emissions will be a major challenge. For aviation to play a role in helping to achieve the 1.5°C pathway, it is likely that global aviation would need to reach net-zero emissions in the middle years of the century (2050 to -2070). This is in line with the projected post-2050 situation outlined in this report, finding that aviation could reach net-zero emissions by 2060/65, but assumes all other sectors also make aggressive cuts in CO₂ emissions in line with their technical ability to do so. Governments are now taking action and setting ambitious climate targets. It is recognised that some regions may be able to transition their aviation industry to net-zero carbon emissions earlier than others.

Estimated global CO₂eq emissions



Global aviation CO₂ emissions



Beyond 2050, beyond carbon

With increasing ambition from nearly 50 countries towards net-zero emissions goals²⁸, the questions of how and when net-zero could possibly be achieved at a global level across the aviation system was also considered in this study. While combinations of elements of the basket of measures can result in net-zero emissions in the 2060-2065 timeframe (e.g., contribution from hybridisation and electrification becomes substantial in 2050-2060, sustainable aviation fuels with emissions reduction factors reaching 100% by 2060 are required and the use of hydrogen for air transport becomes attainable), the feasibility associated with committing to, and achieving, this goal should be carefully assessed especially in terms of regional, economic development and political implications.

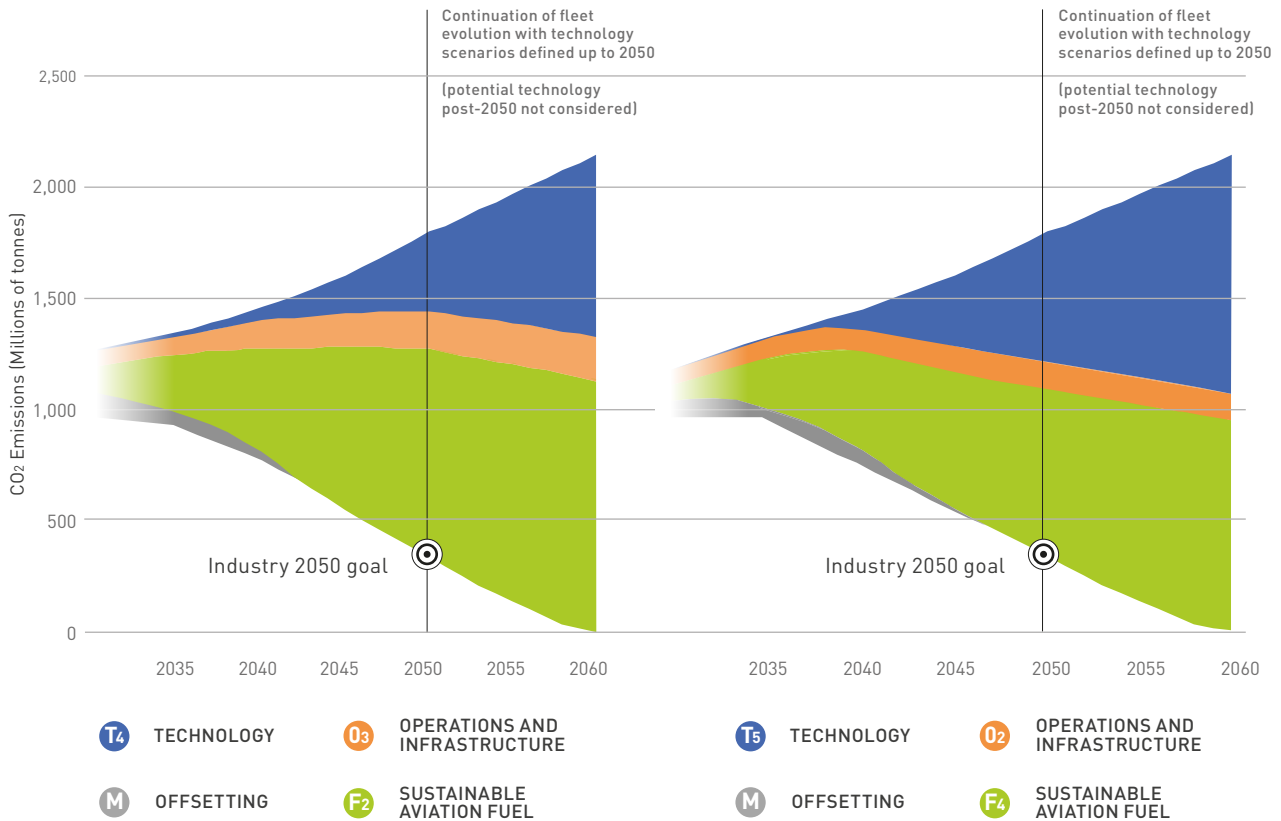
There is significant evidence, principally from the IPCC, that all parts of the global economy should work towards net-zero CO₂ emissions. Theoretically, net-zero CO₂ in aviation can be achieved in 2050 (by relying heavily on offsets available at the time such as direct air carbon capture), but this will require continued intergovernmental collaboration on long-term targets and further development of the global carbon market.

Given the lack of ready-to-deploy alternative energy options available to air transport, its global nature and the need to service other easier to abate sectors, significant international progress to align and strengthen carbon markets and build the framework to deliver emissions targets will be needed to envision aviation reaching net-zero emissions in 2050 at a global level. To do so would require an additional 115Mt (143 billion litres) of SAF at 90% emissions reduction factor to be produced in 2050 – beyond that produced to meet the industry goal – or 325 Mt of CO₂ reduction through ‘offsetting’, likely carbon capture technologies or natural climate solutions.

Some parts of the world may be in a position to move towards net-zero emissions from air transport faster than others and several parts of the industry have already identified that net-zero emissions could be achieved in their region by 2050. At time of publication around 20 individual airlines worldwide have set themselves net-zero by 2050 goals²⁹, along with 200 airports in Europe which will have net-zero emissions in their own operations³⁰. However, this study suggests that the prospects for such an achievement at a global level are more likely in the 2060-65 timeframe, likely with the use of offsets to close the gap following all other mitigation options being deployed.

Plotting a path to net-zero emissions

While somewhat marginal pre-2050, the contribution from hybridisation, electrification and hydrogen becomes substantial in 2050-2060 timeframe. In addition, with emissions reduction factor from SAF reaching 100% by 2060, net zero emissions could be achieved by that date in the absence of offsets. However, offsets (in whatever form they may take in the 2040+ timeframe) could be used to bridge any gap and support a net-zero goal, either in 2050 or beyond. This was plotted using integrated scenario 1 (left) and 3 (right).



WHY CAN'T ALL LEVERS BE PUSHED TO THEIR FULLEST EXTENT?

There are always trade-offs given the constraints in realistic scenarios. Accelerating the development of new technology comes with a significant price tag, that will need to be borne by players across the aviation system. This is already going to be challenging enough in the context of the current 2050 goal of -50% CO₂ emissions.

If airlines are investing in new aircraft, they may have less ability to also invest heavily in sustainable aviation fuel scale-up. Likewise, some significant decisions need to be made: does it make more sense to have a singular focus on traditional liquid sustainable aviation fuels, or wait a decade for electric or hydrogen aircraft to be available?

The reality is the sector will need to investigate all options and pursue those that make the most sense, but there is unlikely to be bandwidth, financing or resources to push all levers at once. The scenarios presented here are therefore a mix of these levers to demonstrate what might be possible and realistic.

The aviation sector is not in direct control of all mitigation measures. Technology, operations and air traffic management (ATM) enhancements will have to play their role but are not the one silver bullet to get to the industry's ambitious goals.

The energy question is central. The sector is highly dependent upon the energy transitions that will occur around the globe to fight climate change for the global economy. While collaboration amongst the aviation stakeholders is a must, public policy support, political willingness, and early engagement with energy providers are also needed to incentivise the mix of options that the aviation sector needs to perform its transition towards ambitious goals. It is therefore important that aviation is taken into account in the development of those energy transition strategies to maximise the opportunity to meet its goal.

Financing the transition of the aviation sector is also a key question. Innovative solutions may need to be developed to support the aviation sector with fostered investments in key areas to push the mix of options that the sector urgently needs. All options should be considered in a balanced way offering the flexibility to the sector to adapt and transition while taking into account the various approaches that are possible through the basket of measures. More concretely, efforts in technology development (research and technology) to continue improving the energy efficiency of vehicles and flights have to be maintained and even increased, new policy frameworks may have to be created to incentivise the use of sustainable aviation fuels and alternative energies and to facilitate a smooth and affordable transition to carbon neutrality.



TRAFFIC FORECASTS

AIR TRANSPORT HAS SEEN A REMARKABLE GROWTH IN TRAFFIC OVER THE 106 YEARS IT HAS PROVIDED COMMERCIAL SERVICES. THIS HAS BOTH DRIVEN AND BENEFITED FROM A RISE IN LIVING STANDARDS AROUND THE WORLD. THE DEREGULATION OF THE INDUSTRY, FIRST IN THE UNITED STATES, THEN EUROPE AND IN OTHER COUNTRIES HAS LED TO A SIGNIFICANT INCREASE IN MOBILITY AND THE BENEFITS OF THAT CONNECTIVITY HAVE BEEN FELT BY MORE AND MORE IN SOCIETY.

There are still preconceptions that air travel is the reserve of the rich, but while wealthy people do use airline services more often than lower income (in line with wealthier people generally owning larger houses, driving bigger cars and consuming more products and services), there is no doubt that the increasing affordability of air travel has opened opportunities for billions more citizens across the economic spectrum. Not to mention provided jobs within aviation and many industries the sector supports.

When trying to forecast how traffic may evolve over the coming 30 years, hundreds of variables come into play. Historically, air travel on a global level has tended to double every 15 years. But how reliable is this metric for future growth? The traffic forecasting group looked at a number of drivers for traffic growth:

- » Demographic trends, including aging populations in a number of traditionally large aviation markets.
- » Economic circumstances and living standards improvements.
- » The cost of travel.
- » Capacity constraints, particularly in key regions.
- » Regional variations of growth based on underlying economic growth projections.
- » A need to re-baseline forecasts based on the severe impact of the Covid-19 shutdown on even long-term traffic growth in aviation.

In order to avoid gratuitous complexity, the Waypoint 2050 project has concentrated on one central forecast, with an upper and lower alternative.

The central forecast for passenger demand growth

With an annual growth rate average of around 3.0%, the Waypoint 2050 central traffic forecast scenario (20 trillion revenue passenger kilometres (RPKs) in 2050, just over two times higher than 2019 levels of 8.68 trillion RPKs) is reflective of a continuation of changes in population, economic development and other demographic factors such as age structure (an aging population resulting in a reduction in the number of potential flyers in countries such as China, Germany, Italy, Russia and Japan. And an increase due to more 'flying-age' population in Mexico, Canada, India, Indonesia, United States and Brazil). The last decade has seen above-average growth patterns which, even absent the Covid-19 situation, will likely have slowed in the coming decades. That is reflected in this central forecast.

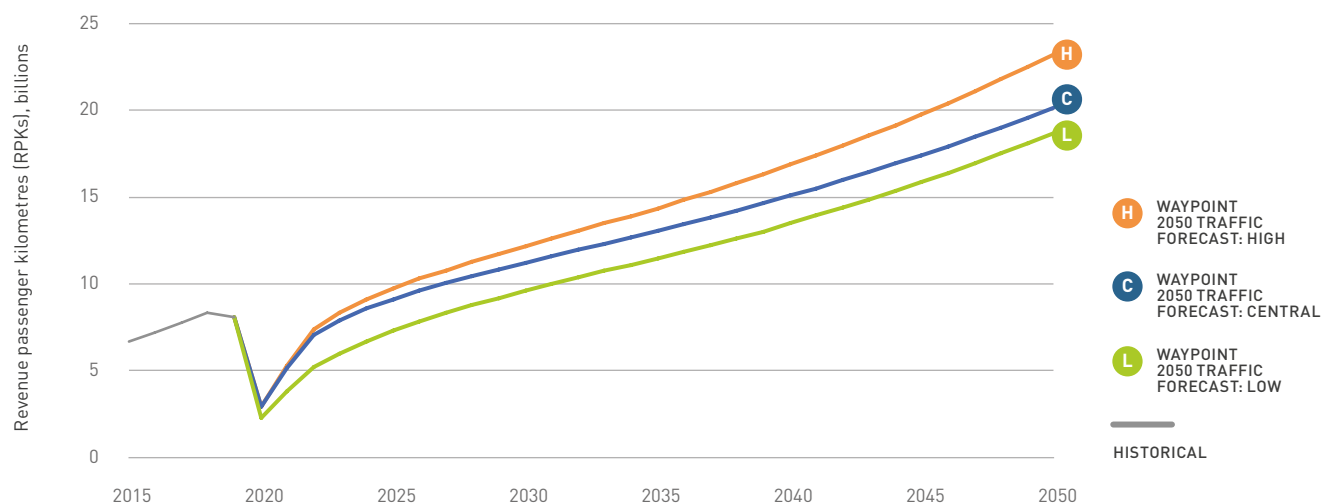
This scenario is influenced by strongest drivers of air markets in Africa over the coming 20 years, significant headwinds to air market expansion in several countries due to population and demographics, particularly the ex-Soviet states. The biggest expected change in absolute passenger numbers from this source is forecast to be in the United States. There is also some potential for generation of demand due to price stimulation if markets are opened up. Demographic factors will be significant constraints in Spain, Italy, Germany and Russia.

Modelling

The W2050 Project used a hybrid modelling approach for fleet evolution and CO₂ emissions estimations through the study period. The passenger and belly freight operations were modelled using detailed aircraft-specific fleet evolution modelling as described in the section 'Methodology of Waypoint 2050 analysis'. This segment of the aviation market accounts for approximately 90% of total CO₂ emissions. The remaining CO₂ emissions, comprised of dedicated freighters (about 8-9% of total CO₂ emissions) and general/business aviation (about 1-2% of total CO₂ emissions), were modelled using simplified modelling approaches. This modelling hybrid approach was deemed fit for purpose for projections of emissions through and beyond 2050. Any inaccuracies in the resulting CO₂ emissions estimations are expected to be well below the level of uncertainty driven by other factors such as future aviation demand.

Waypoint 2050 RPK forecasts 2015 – 2050³¹

Three scenarios were developed to address a range of potential growth options. The **central scenario** has been used for most of the analysis in this study.



Scenario	Description	RPKs in 2050	Compound annual growth rates			
			2019-2050	2019-2030	2030-2040	2040-2050
L Low growth	Protectionism deepens along with a reduction in mobility on top of Covid-19 impact.	19 trillion	2.7%	1.6%	3.4%	3.3%
C Central scenario	Continuation of historical trends, but a reduction compared with recent high-growth and taking into account the impact of Covid-19.	20 trillion	3.0%	3.1%	3.0%	2.9%
H High growth	Return to globalisation with a continuation of high growth trends seen in recent years, but from a revised base due to the impact of Covid-19.	23 trillion	3.5%	3.8%	3.3%	3.2%

Exploring lower and higher scenarios

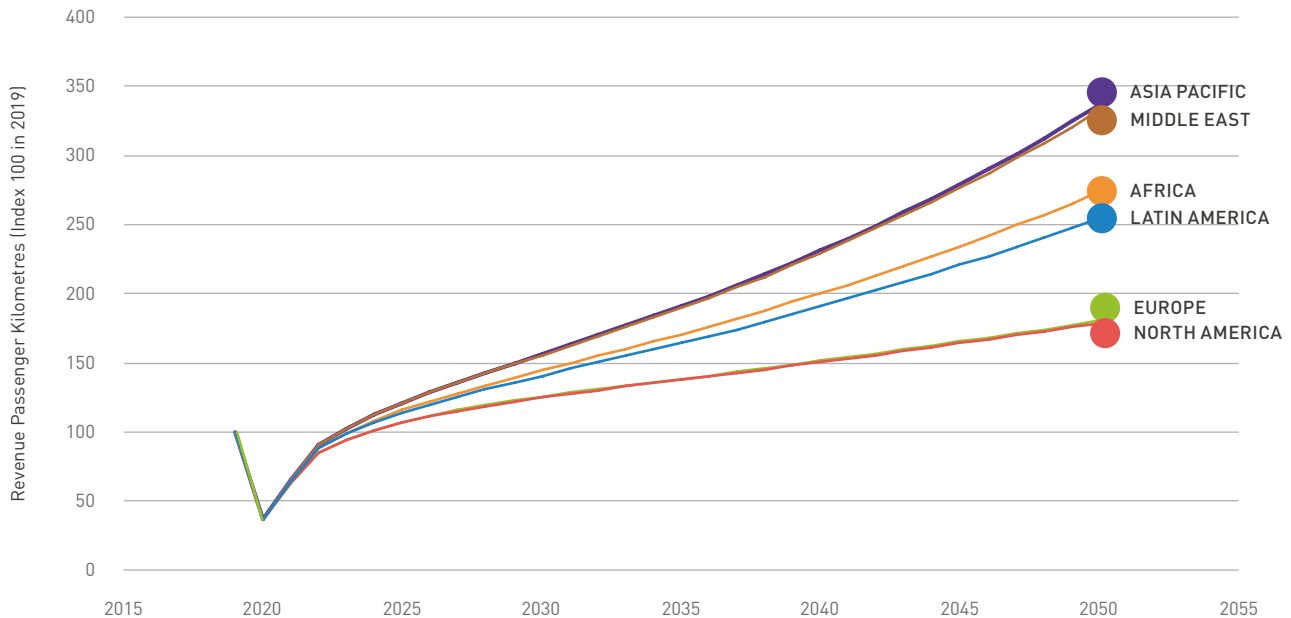
Under the Waypoint 2050 low traffic scenario (19 trillion RPKs in 2050), protectionism in trade and migration deepens with substantially lower generation of demand due to price stimulation, accompanied by a slower recovery from Covid-19 with more hesitant return to travel. Passenger numbers may increase at a greater rate than RPKs, as travellers prefer to stay closer to home.

The Waypoint 2050 high traffic scenario (23 trillion RPKs in 2050) assumes resilient growth including a “return to

globalisation”, despite challenges; a change in age structure: decline in propensity to travel in countries such as China, Germany, Italy, Russia, Japan and an increase in traffic in Mexico, Canada, India, Indonesia, US, Brazil; and substantial potential for generation of demand due to price stimulation if markets are opened. This scenario is a continuation of the high traffic growth seen in the last decade and would require a very rapid and early bounce back from the Covid-19 impact: a rapid deployment of vaccines and reduction in travel restrictions in the coming 2-3 years, but more importantly a rapid return to long-haul travel following the slowdown.

Regional RPK forecasts 2019 – 2050 (index 2019, pre-Covid-19)³²

Taking the central scenario, this graph shows which regions will demonstrate the most growth over the timeframe.



Developing scenarios

To develop and investigate potential CO₂ emissions pathways to 2050, several sources of traffic forecasts were reviewed and consolidated into consensus scenarios by the cross-industry working group. These sources included:

- » ICAO Committee on Aviation Environmental Protection (CAEP) CO₂ Emissions Trends, based on ICAO traffic forecasts from 2016 and 2019³³.
- » IATA 20-year Air Passenger Forecast predicts passenger demand by looking at such factors as the emerging middle class in developing countries, diverging demographic outlooks and further liberalisation of aviation markets. It assesses growth factors on 4,000 individual country pairs and forms a robust analysis on a country, region and global basis³⁴.
- » ACI World Airport Traffic Forecasts 2019–2040 provides insights into the future evolution of air transport demand across the world. Using 2018 as reference year, the projections extend to 2040 and are presented on a global, regional and national level³⁵.
- » Airbus Global Market Forecast (GMF) for 2019-2038 offers a forward-looking view of the air transport sector's evolution, accounting for factors such as demographic and economic growth, tourism trends, oil prices, development of new and existing routes³⁶.
- » Boeing Commercial Market Outlook includes aircraft demand influenced by underlying structural changes and current market dynamics. The forecast considers detailed market specific drivers in each region³⁷.

» IEA Energy Technology Perspectives published in June 2017³⁸.

Each of these forecasts produced their own scenarios, with the range of aviation traffic forecasts (revenue passenger kilometres) considered in the W2050 analysis fairly wide: between 14 trillion revenue passenger kilometres in 2050 (the IEA B2DS scenario) to over 40 trillion RPKs in 2050 (the highest IATA scenario). Once the impact of Covid-19 started to be better understood, the traffic forecasting working group developed a consensus view on how these existing projections may change and adopted a revised set of forecasts which are used for this report.

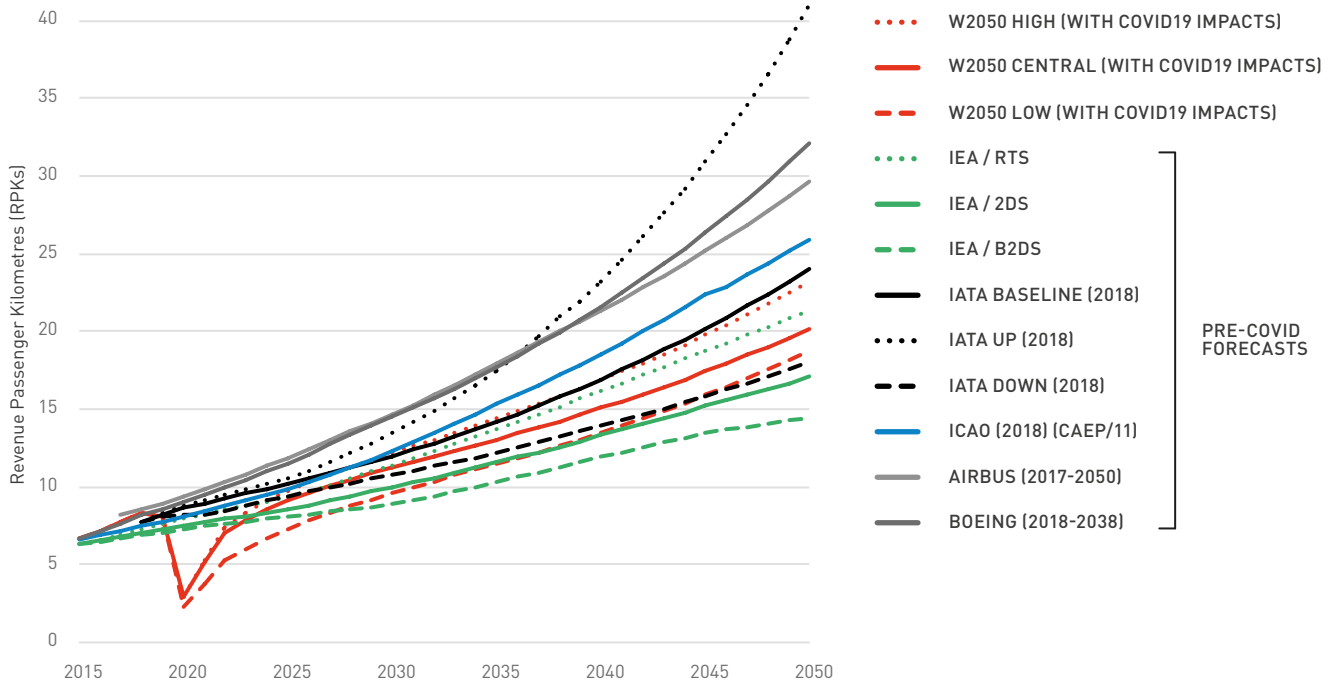
Consideration: economic growth and underlying living conditions

One of the central challenges of forecasting air travel markets is assessing the intrinsic link between travel and living standards for different countries. There is a clear relationship between the number of trips per capita of a country each year and that country's standard of living. The size of each bubble is proportional to each country's population. The living standards (GDP per capita) drive the general relationship along with additional factors, including the cost of air travel (which is partly a function of the degree of air market liberalization in a given market), a country's geographical location and the availability of travel alternatives, as well as its inherent attractiveness as a destination. The combination of these factors explains why inhabitants of some countries on average travel more often or less often than would be expected based on their level of GDP per capita alone.



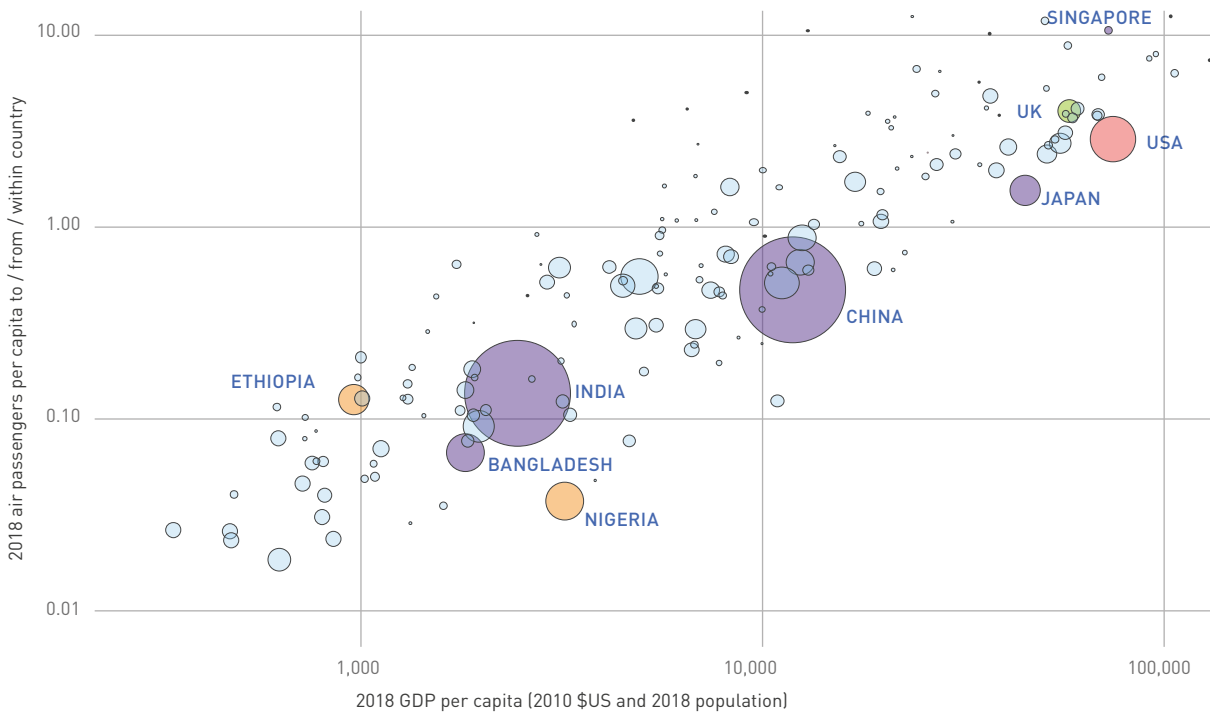
Range of RPK forecasts 2015 – 2050³⁹

Range of forecasts reviewed for consolidation into consensus scenarios. Existing forecasts extrapolated to 2050 if they did not include those latter years already. For illustrative purposes only.



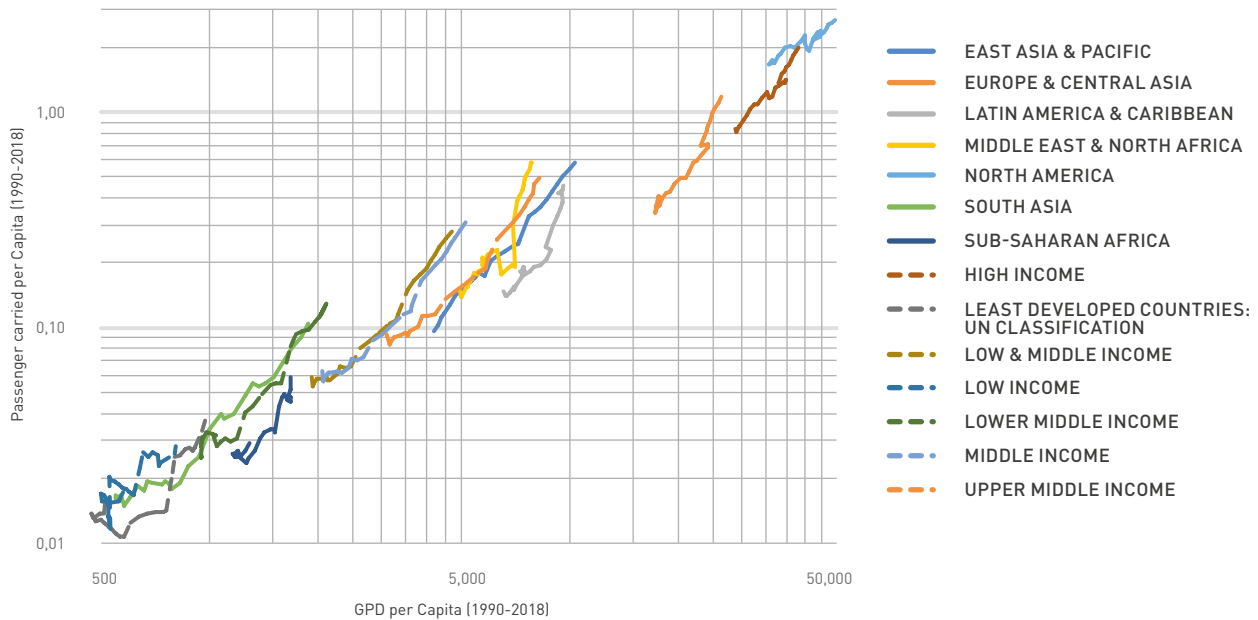
Propensity to travel relationship to standards of living, 2018⁴⁰

Analysis implies that air travel markets will grow most quickly in fast-growing but less-developed countries and will be most sluggish in slow-growing but richer countries.



Growth in air travel comparisons, 1990-2018⁴¹

As living standards increase, aviation activity is also expected to grow. Countries with comparatively low standards of living at present, but that are forecast to improve strongly over the coming 20 years, are likely to see the most rapid increases in per capita air travel on average.



In general, countries above the trend are often islands and tourist destinations (such as the Maldives, Seychelles and Bahamas), trade hubs (such as Hong Kong and Singapore), or just a long way from anywhere (such as New Zealand). On the flip side, countries below the trend tend to be those where there is limited liberalisation / high prices in the air travel markets (such as in Africa) or other substitutes to air travel such as high-speed rail in a small number of markets.

Once a country reaches a certain level of living standards – approximately \$20,000 per capita – further gains in incomes tend not to be associated with as much increase in the number of trips taken on average by its inhabitants each year. For those countries above this income / living standard threshold, future growth in air travel will be driven less by future economic development and increases in living standards, and more by the other main drivers of air travel in the long run: population growth, including any changes to the demographic structure of the population, and future changes in the price of air travel.

For countries below the \$20,000 threshold level of living standards, however, a given increase in incomes would be expected to have a bigger effect and produce a proportionately larger rise in air travel per capita. In analysis of aviation activity per capita vs. GDP per capita as time series from 1990-2016 by regions and groups of countries. It shows that, as living standards increase, aviation activity is also expected to grow. It follows that countries with comparatively low standards of living at present, but that are forecast to improve strongly over the coming 20 years, are likely to see the most rapid increases in per capita air travel on average. While these air travel markets may be small at present, they are the growth markets of the future.

Based on these factors, it is expected that air travel markets will grow most quickly in fast-growing but less-developed countries and will be most sluggish in slow-growing but richer countries.

Despite some challenging near-term outlooks, the emerging market powerhouses of China, Mexico and Turkey are among the 26 countries forecast to join the ranks of high-income countries over the coming 20 years. Brazil and Russia were both on the cusp of the World Bank's high income threshold in 2014 but have slipped following the ongoing domestic recessions. They are expected to now surpass the threshold in the early 2020s.

As to be expected, the economies whose living standards are forecast to increase the fastest over the coming 20 years are expected to be amongst those to see their air travel markets grow the fastest too. Economic development in seven countries – notably Cambodia, Vietnam and Sri Lanka – is expected to translate into air travel market growth in excess of 5% per year over the coming 20 years.

That said, it is not all about growth rates. Levels of activity matter too, particularly when countries are starting from a very low base of living standards. Many of the less developed countries in Africa will not be mature markets in 2035. Nonetheless, sustained fast rates of growth in GDP per capita will continue to drive air demand for a long time into the future.

In terms of growth, economic development alone is expected to drive air travel to a lesser extent in the highly-developed countries. Future improvements in living standards in the G7 group of countries are estimated to translate into air travel growth of just 0.6-1.3% per year over the coming 20 years. That said, given the higher starting points of the highly-developed



countries, even reasonably modest rates of growth will correspond to sizeable increases in living standards and air travel in absolute terms. This underlines that such markets, while more mature and developed, will remain important markets for air travel expansion well into the future.

Interestingly, the number of flights taken per capita in Europe, North America, Australia and New Zealand will likely plateau in the coming years – despite modestly rising income levels, there is a limit to the number of extra flights citizens are minded to take. Growth rates in these economies tend to come from increases in population, including through migration, rather than increase in the number of flights per capita.

There is a clear distinction between advanced and emerging economies. India tops the pile of the large emerging market economies, with improvements in living standards alone expected to translate into air market growth of around 4.9% a year over the next 20 years. Indonesia and China are also towards the top, with economic development alone expected to underpin air travel growth of 3.6%-3.7% respectively each year.

Economic development in other large emerging market economies, including Vietnam (4.8% per year) and Turkey (2.2%), is expected to drive substantial air market growth over the next two decades.

Consideration: demographics

Establishing the link between living standards and individual propensities to fly by country is a key piece of the puzzle. However, scaling these estimates up to country pair and global totals also requires an understanding of how population growth will affect air travel demand. It is clear that a country with population projected to expand significantly

over the next 20 years will, all else being equal, have more potential for growth in air travel than a country whose population is projected to expand less significantly, or even to decline.

Population projections produced by the United Nations (UN) shine a light on how populations are projected to change over time. Africa stands out as the region set for the biggest increase in population over the next twenty years. Most of the top 20-ranked countries by projected population increase in percentage terms between 2015 and 2035 are African. Nigeria is another notable example, with a projected population increase of 112 million (more than the present-day population of the Philippines). Altogether, Africa is expected to account for over 40% of global population growth over the next twenty years, with an increase of almost 635 million people.

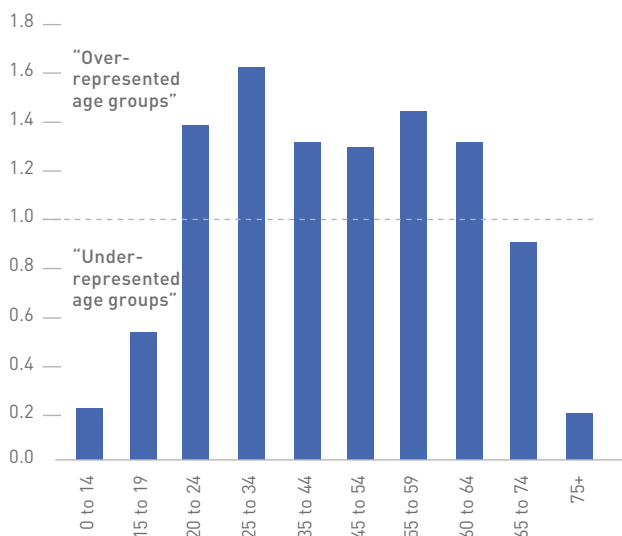
In absolute terms, India is projected to see by far the biggest change in population over the period, an increase of almost 250 million between now and 2035 (equivalent to the current population of Indonesia, which itself is the world's fourth most populous country).

With the notable exception of Japan, the most acute population challenges are in Europe, particularly in the ex-Soviet states. Four countries are projected to see double-digit percentage declines in their populations between now and 2035, including Bulgaria (-14%) and Ukraine (-12%).

The UN's projections are an obvious place to start but using them to predict how air passenger markets will evolve over time requires a further understanding of how the age structures of the populations will change. This stems from the fact that, by and large, it is people in the working-age groups (15-64) that are most likely to fly.

Ratio of travellers by age group to population by age group, 2012⁴³

In a UK Civil Aviation Authority survey of passengers, the 25-34 age group account for 21.5% of air passengers but only comprised 13.2% of the total population. By contrast, despite comprising around 17% of the total population, the over-65 age group only constituted around 10% of air travellers. Following Covid-19, we expect hesitation for travellers in slightly younger age groups (~55+) to continue for some time.



Global passenger surveys suggest that there is significant variation in traveller characteristics by region. However, there is a high confidence level that people in older age groups are less likely to fly. Accordingly, countries with populations projected to age considerably over the coming 20 years are likely to see corresponding reductions in the average 'propensity' to fly, which will have implications for air travel demand.

Age structures vary widely around the world. Africa stands out as having by far the lowest old-age dependency ratio (the number of people over the age of 65 compared with the number of people of working age). By virtue of the continent's young population, it is projected to remain low into the mid-2030s too. By contrast, with an old-age dependency ratio of over 26, Europe is the most top-heavy continent in terms of demographics, closely followed by North America. Both regions are projected to become increasingly top-heavy as their populations age over the coming 20 years.

Indonesia and India stand out as large economies with the lowest old-age dependency ratios. While their ratios are projected to increase in the future, they will remain low relative to other countries. At the other end of the scale, Japan is the country with the oldest population structure in the world. As this gap grows, this demographic shift will have serious implications for Japanese air travel markets. Germany's population is also projected to age significantly over the period; the largest for any major economy.

The legacy of the one-child policy contributes to China's demographic outlook. From being broadly in line with other large emerging markets at present, China's old-age

Old-age dependency ratio⁴⁴

The number of people over the age of 65 compared with the number of working age people who can support them in retirement. The current global old-age dependency ratio of 15.9 indicates that for every 100 people of working age (20-64) in the world there are 15.9 people aged over 65.

	2019	2030
Global	15.9	20.5
Africa	7.6	8.4
Asia	14.3	19.7
Europe	31.3	40.6
Latin America and Caribbean	14.8	20.1
North America	27.7	36.4
Indonesia	10.2	15.4
India	11	14.1
Japan	51	57.7
Germany	36.1	47.7
China	17.7	27.4
Kenya	5.1	6.5
Ethiopia	7.9	7.7
Australia and New Zealand	27.1	34.9
Eastern Europe	26.5	35.6
Western Europe	35.5	45.5

dependency ratio is projected to see the largest increase of any emerging market over the coming 20 years.

With these factors in mind, the Waypoint 2050 analysis uses the UN's population projections broken down by country and by age group, alongside information on the characteristics of air travellers by age group and by region, to estimate how these demographic effects will affect future air travel demand.

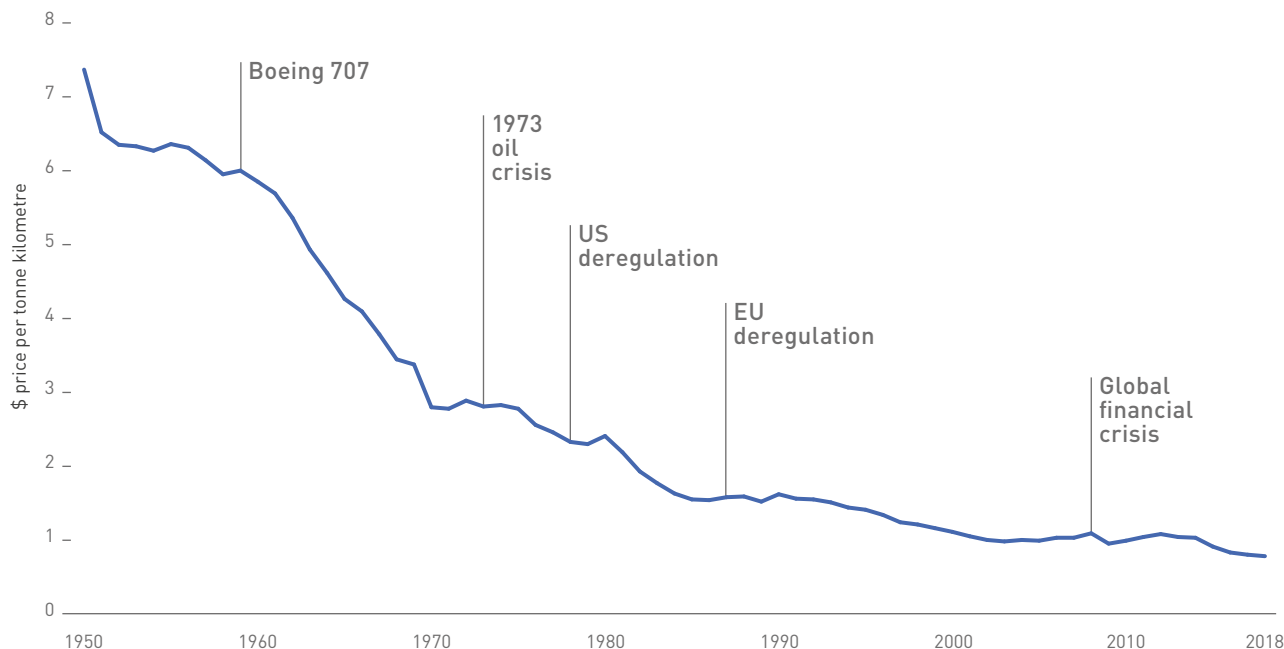
To illustrate using the example of Japan, its population is projected by the UN to decline by around 8% between 2015 and 2035. This in itself is likely to constrain future Japanese demand for air travel. However, given that Japan's population is also projected to age considerably over the same period - and older people comprise a comparatively small proportion of air travellers in the Asia Pacific region - the average 'propensity' to fly in Japan is also expected to decline over the next twenty years.

All told, it is estimated that the decline in Japan's population between now and 2035 that is relevant for purposes of forecasting air markets is more than 20%. In other words, all else equal, the combination of population and demographic pressures is expected to reduce Japanese demand for air travel by more than 1% on average each year between now and 2035. Similar situations will be faced by countries like Russia and Italy.

China is another notable example of a country that faces significant headwinds from an ageing population. To be clear, increases in living standards in China are on their own expected to underpin growth in air travel to the tune of 3.7% per year over the coming 20 years (which is equivalent to an more than 550 million additional Chinese passengers each

Evolution of the average price of air travel 1950-2018⁴⁷

There has been a steady decrease in the cost of air travel for decades, although the falling prices have levelled off in the last 20 years.



year by 2035). However, demographic pressures are estimated to reduce the overall pace of growth by around 0.6 percentage points per year.

The corollary, of course, is that countries with young populations are likely to see demographics provide a boost to air travel demand over the long term. Africa once again stands out. Demographic considerations alone will add around 100 million potential flyers in Africa over the next 20 years.

In percentage terms, population and demographics will be the strongest drivers of air markets in Africa over the coming 20 years. The two factors will on their own drive passenger growth of around 3-3.5% per year in a handful of countries, including Kenya, Tanzania, and Ethiopia (albeit from low bases in many cases).

By contrast, population and demographics will be significant headwinds to air market expansion in a number of countries, including a number of the ex-Soviet states.

Given its growing population and already large air transport market, the biggest expected change in absolute passenger numbers from population and demographics is forecast to be in the United States. The combination of population and demographics are estimated to contribute 0.3 percentage points to air market growth each year, which is equivalent to more than 40 million additional passengers per year by 2035.

However, population and demographic effects will reduce the number of potential flyers most in absolute terms in China and Japan (by 65 million and 33 million passengers respectively). Such factors will be significant constraints in Spain, Italy, Germany and Russia too.

Consideration: cost of travel

Developments in the price of air travel are another key factor that will dictate how air travel markets will develop in the future. The decline in the generalised price of air travel - that is the cost of air travel in both monetary terms and the value of time saved by more direct routes - has been a notable feature of the industry over the past 60 years or so.

» **Monetary costs** - on the monetary side, technological improvements, better asset utilisation and productivity gains have reduced the real costs associated with air travel by a factor of four since 1950. Competitive pressures, borne out of relatively low barriers to entry in the industry, and given increased impetus from deregulation and other factors such as the rise of low-cost carriers, have ensured that these cost reductions have been passed on to passengers. The downward trend in the price of air travel has paused in the last decade, but given that fuel prices have quadrupled, that is no surprise. It is now more affordable for more of the population to fly than ever before. By way of example, the price of a ticket from Boston to Los Angeles fell by 89% in real terms between 1941 and 2012⁴⁵.

A downward trend in the real cost of air travel is expected to resume in the future, mainly reflecting new technologies and efficiencies being realised. Indeed, by making use of lighter materials and more efficient engines, the new generation of aircraft is delivering efficiencies of up to 25% compared with the previous generation. These enhancements are expected to

A

translate into cost savings of around 1-1.5% per year over the coming 20 years (the exact amount will depend on individual fleets and the speed at which they are replaced with newer-generation aircraft)⁴⁶.

Given that oil prices account for around 25% of airlines' costs, the sharp drop in oil prices over the past year or so has had a strong impact on the price of air travel in the short run, although it is unknown how long this will last.

- » **Non-monetary costs** - non-monetary costs related to the price of air travel have also fallen significantly over time and have further stimulated growth in the industry. This mainly relates to reductions in the time that it takes to travel - time that could otherwise be spent doing a range of more productive things.

It is interesting to note that time reductions have not been driven by increases in the operational speed of aircraft. Today's aircraft are actually slower (but more efficient) than those from the beginning of the jet age, while congestion at the big airport hubs as well as enhanced security measures also need to be factored in to journey times. Meanwhile, high-speed rail and advancements in video-conferencing capabilities have both established themselves as attractive alternatives to air travel in some cases.

Time savings have instead been driven by competition in the industry and increases in the range and capability of aircraft, which have opened up new direct routings that have translated into significant time savings for passengers. The number of unique city pairs served by direct air links has more than doubled over the past 20 years alone. Coming back to the earlier example of Boston and Los Angeles, not only has the air fare fallen by 89% in real terms since 1941, the flight time is now nine hours (and 11 stops) shorter.

Over the next few years the increased adoption of Boeing 787 and Airbus A350 aircraft will make it economic to connect many more city and country pairs with direct services. The use of such aircraft will lead to considerable time savings for passengers and thus an effective fall in travel costs. These new aircraft have a range of around 8,000 nautical miles, lower seat costs, and fewer seats than existing long-haul aircraft such as the Boeing 747 and 777, and so can be viable on thinner markets. This expected fall in generalised travel costs will stimulate demand just as much as equivalent falls in monetary fares.

- » **Opportunities for liberalisation** - future potential for reductions in travel times, fuel used and therefore CO₂ emissions, will also be driven by changes in regulatory regimes. This reflects the fact that airline schedule planners do not work with clean sheets of paper; many airline routings are still highly influenced by where and how often air service agreements allow them to fly rather than where airlines would choose if left unhindered.

Data from the World Trade Organization (WTO) indicate that air travel markets around the world became marginally more liberal between 2005 and 2017. However, the overarching regulatory picture remains skewed towards restrictive. The upshot is that there is plenty of potential for further beneficial gains in the form of reduced generalised costs of air travel.

An IATA study⁴⁸ underlines the potential benefits in this regard for air travel in Africa. Liberalisation within the continent is estimated to have the potential in some cases

to more than halve travel times between cities, as well as to reduce air fares by around 30% on average. Both effects would provide significant impetus to African air markets and economies.

There is similar potential for reductions in air fares from liberalisation within the South American and East Asian markets too. The unit price of flying a kilometre in both of these markets are around 15-30% higher than in similar length sectors operated within Europe. If air markets in these regions were to become more liberalised, unit prices in these markets would be expected to converge closer in line with those seen in Europe, which would make air travel more affordable and stimulate demand.

Consideration: demand shift to other modes of transport

There are often calls for particularly short-haul air traffic to be replaced by alternative modes of transport such as rail. In many parts of the world, shifting to rail is not a viable option, but in Europe, Japan, China and a few other examples, there is a strong case to be made for reliable and rapid interconnectivity between long-haul flights and short-haul rail connections.

The 'Beyond 2 Degrees' scenarios developed by the International Energy Agency (IEA) in 2017⁴⁹ forecast a significant shift of passengers to high-speed rail as a way to 'force' emissions down to the desired result, not the result of optimisation or passenger choice modelling. It was also driven by expected limits on contribution from sustainable fuels towards the aviation sector. Additionally, lifecycle carbon assessments of high-speed rail used in this analysis do not include direct and indirect land use changes (from building the rail infrastructure to meet the shift of demand from aviation), nor the output of CO₂ during construction or maintenance.

There are also significant fiscal costs of rail construction, usually borne by the taxpayer (European governments provide around €50 billion per year in State aid to rail⁵⁰, compared with around €0.5 billion to aviation for public service obligation routes) and noise impacts (rail noise impacts an estimated 21.9 million European citizens, whereas noise from aircraft impacts some 4.2 million)⁵¹. In addition, the considerable lead time for rail construction needs to be considered.

Aviation and rail should instead be seen as complementary options as part of a global plan to facilitate domestic and international citizen's sustainable mobility. Where opportunities exist for the shift of some short-haul air traffic to rail, there is a need for true intermodal operations to be provided, with collaborative action on inter-ticketing (using the same ticket for seamless travel on rail and aircraft); direct connections between rail stations and airports; and shared responsibility for the passenger between the different operators.

In fact, some proactive shifts to rail services for connecting passengers would be a useful way to free up runway capacity. But the construction cost (in terms of CO₂ emissions, noise, and fiscal considerations) in many parts of the world would prohibit extensive shifts. The reality is, the amount of CO₂ that would be saved, even with an aggressive shift to rail where it is possible, will likely only contribute to a small reduction in aviation emissions.

- » Just under 5% of aviation CO₂ emissions come from flights under 500 kilometres
- » Less than 17.5% of aviation CO₂ emissions come from flights under 1,000 kilometres⁵²
 - » Of these flights, 65% take place outside of Western Europe, Japan or China (where opportunities for rail replacement is highest)⁵³
 - » Many of these flights are between secondary or tertiary cities where construction of rail infrastructure would be prohibitively expensive, or generate too much CO₂ from construction, noise burdens on residents or destruction of natural habitats.
 - » Assuming even half of these flights could reasonably shift to rail (far from certain), it would reduce aviation CO₂ emissions by around 3% (but does not include the CO₂ costs of rail construction).

In addition, these are the exact types of routes where electric or hydrogen aircraft could play a useful role in the 2030s, without the sunk CO₂ costs of rail infrastructure development.

There are opportunities for some passengers, particularly connecting between secondary and tertiary cities and long-haul operations from hub airports, to shift on to rail. This intermodality must be built in to governmental planning of rail infrastructure.

Consideration: using economic measures to suppress demand

Governments have sometimes turned to economic measures to reduce demand for air services, or to lower its growth. It is uncertain whether these measures have a significant dampening effect in the long term - the UK air passenger duty is the highest aviation tax in the world and yet has not stopped the growth in air travel (although it has likely slowed growth somewhat).

The main impact of increasing the cost of air travel seems to be on less affluent members of the population, reducing their

Opinion of passengers shows desire to fly and for flying to become greener, 2019⁵⁴

Connectivity is important to people, but so is climate action. This puts pressure on the industry to demonstrate it can reduce emissions and continue to serve the world.

"In the future, I want to fly, but **I would avoid it if I did not think airlines were reducing their carbon footprint:**"

WOULD NOT AVOID FLYING

23%

34% (uncertain)

WOULD AVOID FLYING

43%

access to connectivity and travel services. If the objective is to reduce CO₂ emissions (rather than mobility), there are more nuanced and effective forms of fiscal policy such as investment in sustainable fuels and new technology.

Consideration: societal acceptability of air travel

Recent observations of news reports of the avoidance and / or shift away from aviation due to climate concerns (including the "flygskam", or "flight shame" movement) were considered, including whether those were the beginning of trends or whether they will remain isolated. Potential implications on traffic scenarios were also considered.

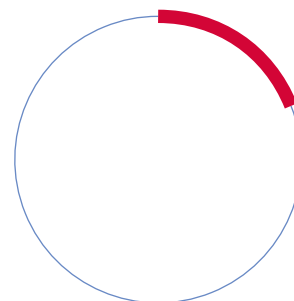
Initial estimations of the potential effect of the flygskam scenarios exhibit some isolated reductions in aviation activity in certain markets, but appear to be marginal on the global scale given the underlying drivers of growth from emerging markets (fuelled by economic activity and population trends in the long term). Significantly, passenger surveys have shown that, despite concerns about the climate impact of air travel, there was a strong desire by passengers to retain the connectivity that comes with aviation, but an expectation that the industry should do everything it can to reduce its climate impact.

Passengers expect the industry and governments to concentrate on mitigation options such as sustainable aviation fuels and technology, rather than trying to limit air travel supply or demand through quotas or taxes.

Given the geographic centres of most of the industry's growth out to 2050 and beyond, as well as the work on aviation decarbonisation presented in Waypoint 2050, it is unlikely there will be a significant downward shift in aviation growth beyond the reduction in the growth forecasts presented in this report, but it does place a challenge on the industry to establish comprehensive environmental goals and demonstrate it is achieving them.

governments should make flying more expensive to encourage people to take other transport modes instead

27%



73% people have a right to make a personal choice to fly if they want, governments should not interfere to make flying more expensive

TECHNOLOGY

B AVIATION HAS A STRONG HISTORY OF SOLVING CHALLENGES THROUGH TECHNOLOGICAL INNOVATION. FROM THE FIRST FORAYS INTO POWERED FLIGHT, TO THE JET ENGINE, USE OF COMPOSITES AND 3D PRINTING, CONSTANT IMPROVEMENTS ARE PART OF THE SECTOR'S DNA. RESPONDING TO THE CLIMATE CHANGE CHALLENGE IS NO DIFFERENT.

Already, today's aircraft operate incredibly efficiently, given their operating conditions and speed. Each new generation of aircraft has reduced fuel use by around 15-20% compared with the model they replace. That trend is expected to continue with new technology aircraft over the coming decades, but aerospace engineers are already exploring some radical new technologies or configurations to realise some of those savings.

A comprehensive approach to analysing the global fleet

In order to evaluate several scenarios for how the global fleet might evolve, the Waypoint 2050 investigated the types of technology that could play a role in reducing CO₂ emissions and evaluated the likelihood of these entering service at a given date. Aside from their own experience, several sources were considered as input to the development of the technology scenarios, including: the IATA *Aircraft Technology Roadmap to 2050*⁵⁵; publicly available supporting information from the ICAO Committee CAEP/10 and CAEP/11 cycles; the CleanSky II project; ACARE; and additional studies focused on particular technology scenarios for electric, hybrid-electric and hydrogen powered aircraft.

The resulting Waypoint 2050 scenarios were run through a fleet evolution model developed by the German Aerospace Centre (DLR)⁵⁶ which analysed the current global fleet of 29,000 aircraft and calculated each aircraft's current fuel burn, retirement and replacement cycle to determine when new models may replace older ones and resulted in global system level fuel burn and CO₂ emissions for each technology scenario. It is estimated that it takes around seven years for a new aircraft type to achieve significant penetration into the fleet and replace the production of its predecessor.

Based on this approach, each scenario was able to be run to determine what impact it may have on the CO₂ emissions trends.

Exploring the scenarios

A broad scope of different technologies contributes to aircraft fuel efficiency improvement and emissions reduction, mainly from the:

- » Airframe (aerodynamics, lightweight materials and structures, equipment and systems, new configurations, energy management and electrification)
- » Propulsion systems (engine architecture, thermal and propulsive efficiency, combustor technologies, advanced materials, electrification)

In order to reduce complexities, five technology scenarios were developed to feed into the broader Waypoint 2050 scenarios work. These were based on new aircraft being developed for each of eight general sizes of aircraft, from 50 seats up to 650.

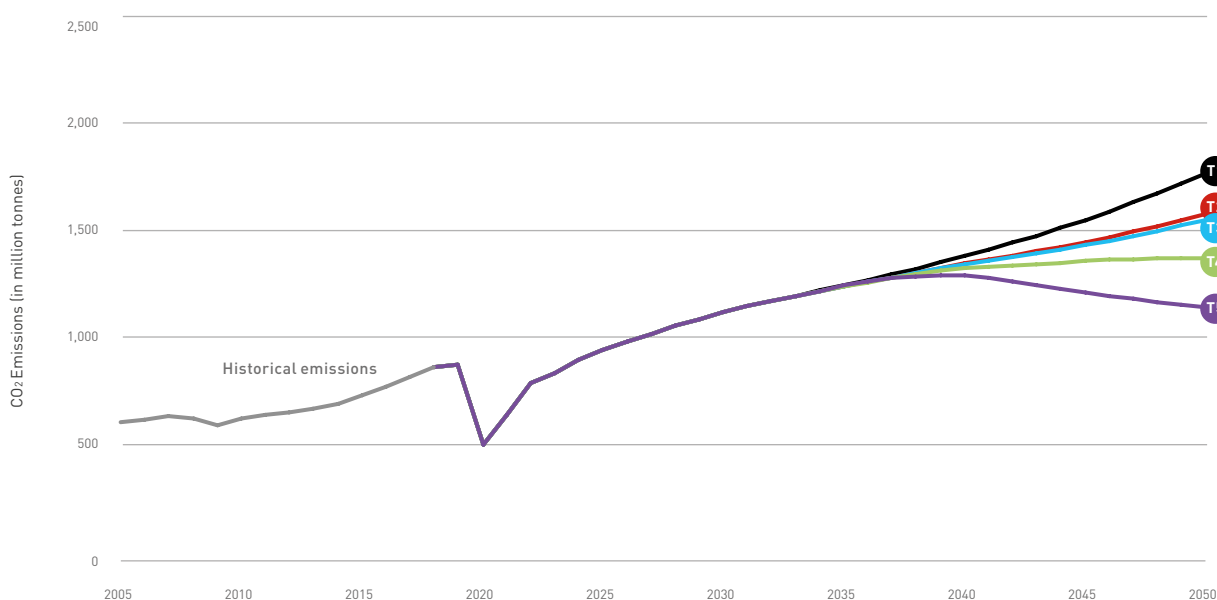
Over the next 30+ years, the industry will likely follow a number of these paths as new technologies are developed and brought to readiness before entering the market and making their way into the fleet. There is significant research taking place in the electric and hydrogen fields which may, for example, mean that some parts of the fleet can transition to those technologies sooner than currently expected – more in line with T5 scenario, for example.

For each scenario except T1: three cases (minimum, mean, max efficiency improvement) were developed and assessed. In addition, continuous technological improvement (those efficiency developments within an aircraft production cycle as performance improvement packages are released for the same aircraft type) over time of 0.2% per annum were assessed and included in the modelling.

T₁	Baseline	As older aircraft are retired, they are only replaced with aircraft that have entered service already, or are about to enter service (for example, new generation families: Airbus A220, A320 neo, A330 neo, A350; ATR 76; Boeing 737MAX, 777-X; Embraer E2; etc). Using conventional liquid jet fuel or sustainable aviation fuel. This scenario is not a realistic view of the future but sets a baseline for the fleet evolution.
T₂	Conservative: evolutionary technologies only	A new generation of aircraft follows the current models (above), but still with an evolution of the standard 'tube and wing' configuration with turbofan engine propulsion system. Using conventional liquid jet fuel or sustainable aviation fuel.
T₃	New configurations	Revolutionary configurations of aircraft incorporating new structural elements such as the strut-braced wing or blended wing body; and open rotor engine concepts. Using conventional liquid jet fuel or sustainable aviation fuel.
T₄	Towards electrification	Technology shift towards electric propulsion using battery systems (likely below 100 seats) and hybrid systems (for larger aircraft), entering the fleet from 2035-2040. Will require coordinated effort by all parts of the sector — not just manufacturers, due to new energy systems being required.
T₅	Aspirational technology	A revolutionary shift towards zero emissions aircraft (potentially hydrogen) for the narrow body segment from 100 to 200 seats. This also assumes electrification of the small aircraft segment and hybridisation of the larger aircraft segments. This shift would occur earlier (from 2030) and for larger aircraft than the T4 scenario. Will require coordinated effort by all parts of the sector — not just manufacturers, due to new energy systems being required.

How different technology scenarios can impact growth in CO₂ emissions⁵⁷

Each of the T1-T5 middle scenarios is mapped using the central traffic growth forecast. The T1 scenario shows where CO₂ emissions would be with no further improvements in aircraft efficiency and no new technology. This chart does not include reductions in emissions from the other pillars of action: operations, infrastructure, sustainable fuels or market-based measures.



Evolutionary technologies

The T2 scenario explores some of the evolutions in aircraft design that could help cut fuel use and emissions for the next generation of traditional aircraft. Potential technologies enabling a T2 scenario (in other words, the most promising technologies for next-generation aircraft before 2035):

Introduction of these technologies early and the resulting capitalisation and penetration of the fleet will slow the impact of aviation on our climate. As more effort is put into reducing fuel burn and emissions, the associated gains become smaller. Achieving more than 30-35% reduction in fuel burn with current airframe-engine configuration only will become challenging.

Some new technologies can be applied to existing aircraft designs

A number of the evolutionary technologies described above could also be retro-fitted onto in-service aircraft, or built into existing types as they come off the production line over the coming years. In fact, all aircraft are continuously improved throughout their production life already – so the latest aircraft that rolls out of the final assembly line will be more efficient than the same model from several years ago, around 2-3% overall improvement over 10 years of production. Performance improvement packages are also made available to airlines to increase fuel efficiency during service.

Technology	Description and benefits	Readiness level, potential for entry into use
Geared turbofan engines	Contains a gearbox between the fan and the compressor which each rotate at most efficient speed, improving the propulsive efficiency of the engine.	In operation (as an option on the A320neo, A220, Embraer E-Jet).
High pressure-ratio core engines	Engines that operate at higher pressure, reducing engine weight and improving thermal efficiency.	Will enter service with the GE9X engine on the Boeing 777X aircraft in 2022. Technology also now available for other engine designs.
Very high bypass ratio engines	A larger fan allows for the engine to exhaust more air at a lower speed, (increasing bypass ratio), improving the propulsive efficiency.	In operation (e.g. the GENx, Trent1000, LEAP, and PW1000 engines). This level of bypass ratio, or slightly higher, has become the standard for large commercial aircraft. Additional increases in bypass ratio are possible with new aircraft designs configured to accommodate larger engines – understanding there is a trade between engine efficiency (larger is good) vs. engine weight and drag (smaller is good) that limits the optimum ratio.
Composite structures for wing and fuselage	Large metal aircraft structures replaced by light-weight composite materials.	In operation on many aircraft, but with extensive use on new models such as the Boeing 787, Airbus A350. Application could be extended to even more parts of the aircraft.
Wingtip devices	Small structures mounted on the wingtips to improve aerodynamics.	In operation on most aircraft today, but improved models are continually being developed to improve efficiency further. Some older aircraft without such devices can have them retro-fitted – see the operations section.
Riblets	Small grooves on the aircraft surface which reduce the drag caused by flying through the air (inspired by shark skin).	Have been tested to be efficient, but some endurance issues remain before being able to enter into operation, could be available soon also for retrofit: at TRL8.
Active load alleviation	Gust and manoeuvre load forces are reduced by suitable flap deflection; this allows less massive wing structure.	Technology available, mass benefits can be used for a new aircraft design.

Technology	Description and benefits	Readiness level, potential for entry into use
Structural health monitoring	Sensors detecting damages in the aircraft structure; this allows less massive structures.	Technology available, mass benefits can be used for a new aircraft design.
Fuel cells for onboard power	More efficient onboard electrical power generation by fuel cells instead of engine-driven generators.	The technology has been under active development for some years, with renewed interest. Main challenge is that fuel cells can add weight and also require hydrogen (see later section on hydrogen for aviation).
Advanced fly-by-wire systems	Digital flight control systems enabling advanced flight control and navigation.	Continuous improvement.



Revolutions in aircraft configurations

The so-called 'tube and wing' is the standard configuration of conventional aircraft, a tubular fuselage with two predominantly flat wings on either side – sometimes from the bottom of the fuselage, sometimes the top. Aircraft have

had this configuration from the very start of commercial aviation and it has been an efficient and reliable basis for all developments in aircraft design since. However, under the T3 scenario, a range of other options were explored that can bring emissions reductions beyond an evolution of the tube and wing.

Technology	Description and benefits	Readiness level, potential for entry into use
Canard	The canard configuration describes a mostly small fore plane that is placed in front of the main wing of a fixed-wing aircraft. The lifting surface of a canard is mostly used to replace the horizontal tail plane, which is the only drag-producing downward lift surface. Canard foreplanes can also be used for three-surface configurations (foreplane, central wing, horizontal tail plane). With modern flight controls even a no-vertical-tail design could be realised.	Aircraft with canard configurations are mainly found in the military area. A civil canard aircraft could be available around 2035-40, similar to other radically new configurations.
Blended wing body Hybrid wing body	A blended- or hybrid-wing body (BWB/HWB) configuration is a fixed-wing aircraft without clear differentiation between wings and fuselage. Wide airfoil-shaped bodies and efficient high-lift wings enable significant improvements of the lift-to-drag ratio compared with conventional aircraft. As the entire plane is designed to generate lift, high fuel savings are expected.	Flying BWBs exist for military purposes. Numerous research institutes are working on civil BWB designs, for a long time focusing on designs for over 400 passengers, but recently smaller designs of 100-150 seats could also be optimised, with a potential entry into service around 2035, whereas a large BWB could be expected around 2040. A KLM /TU Delft project looks at a flying V configuration and is undergoing scale model flight demonstrations.
Strut-braced wing Truss-braced wing	The strut-braced wing is a concept utilising a structural wing support to allow for larger wing spans without increases in structural weight. By increasing the span the induced drag is reduced and therefore the engine performance requirements can be reduced as well. The high wings allow for larger engine sizes, e.g. open rotors. The increased wingspan may also require a redefinition of current airport compatibility categories or the design of foldable wings.	A strut-braced design with conventional turbofan engines is not an extremely radical design change and could be realised for entry into service in 2030-35. Combination with open rotors could be envisaged for an entry into service (EIS) around 2040.
Box-wing	The box wing configuration, which was proposed first by Ludwig Prandtl in 1924, connects the tips of two offset horizontal wings. For a given lift and wingspan this configuration assures minimum induced drag and offers savings in fuel consumption compared to conventional aircraft.	This configuration has recently been revived in R&T projects and could also be available around 2035-40, similar to other radically new configurations.
Variable camber with new control surfaces	The camber (curvature) of the wing can be changed during flight to optimise lift .	Currently around TRL6, this technology would need to be applied to a new aircraft design.
Laminar flow control technology (natural and hybrid)	Maintaining the air flow over the aircraft surface turbulence-free, through suitable shaping of aircraft surface (natural) or boundary-layer suction (hybrid).	Currently sitting around TRL7, new development progress since 2017, application for new aircraft design.

Revolutions in propulsion system

There are two main types of engine used today in commercial aviation: the turbofan and the turboprop. Each can run on traditional fossil jet fuel, or a blend of “drop-in” sustainable

aviation fuel, i.e. fuel that has almost the same properties as fossil jet fuel, but is produced from sustainable sources.

More radical aircraft concepts and new energy sources are being studied for their potential to significantly reduce emissions.

Technology	Description and benefits	Readiness level, potential for entry into use
Open rotor	Also known as unducted fan (UDF), or propfan. The fan nacelle is removed increasing the by-pass ratio beyond what is possible with turbofans. These engines offer great fuel savings compared to current turbofans, but also come with several limitations. The lack of a casing leads to higher noise emissions of the fans and necessitates airframe strengthening for safety purposes in the event of an uncontained engine failure.	While the open rotor concept itself is several decades old, its development was slowed by challenges to reduce noise (which have since been resolved), but also a reduction in the price of oil. Entry into service could take place around 2030.
Electric propulsion	Instead of combustion engines, electric motors drive conventional propellers or sets of multiple small fans. Electric energy is stored in batteries (which however have a penalising weight), alternatively, fuel cells are envisaged. CO ₂ emissions during operations are zero for full electric aircraft. Lifecycle emissions strongly depend on the primary energy mix for electricity generation. If fully renewable sources are used, they could be close to zero as well. An additional benefit would be the eradication of non-CO ₂ effects (such as contrails and NO _x emissions). Electric motors are quieter than combustion engines, which could reduce nuisance to airport neighbours and allow increased operations from smaller city airports.	Small full electric aircraft up to 9 seats are already flying at least for test flights. Electric aircraft up to 19 seats are planned for the later 2020s, and regional aircraft in the 2030s. Norway has the goal of operating all domestic and short-haul flights electrically by 2040.
Hybrid-electric propulsion	Hybrid-electric concepts combine the advantages of both combustion and electric engines. While the combustion and electric propulsion systems can be used in combination during take-off to provide maximum thrust, the combustion engine can be throttled back when the aircraft is in cruise flight or descending. Combustion engines could also be smaller and reduce on-board weight. Hybridisation is a necessary intermediate step for larger airplanes towards a pure electric propulsion system. Probably, the degrees of hybridisation vary with aircraft size, allowing smaller seat categories to be equipped with a higher degree of hybridisation than larger seat categories. Hybrid-electric aircraft on a new airframe body such as the Blended Wing Body can contribute to achieving CO ₂ emissions reductions of up to 40%.	Small aircraft (15 — 20 seats) with hybrid-electric propulsion are expected during this decade, regional aircraft in the 2030s and possibly larger ones from 2040.
Hydrogen	Hydrogen is a carbon-free fuel that can be used as a propulsion fuel in two ways: a» for combustion in conventional engines, replacing jet fuel (including in large aircraft), b» in fuel cells an electrical power source. The weight of hydrogen as an three times lower than that of an amount of jet fuel with the same energy content, but its volume even in liquid (cryogenic) form is four times larger. Much larger tanks as well as fundamental changes in the aircraft fuel system are therefore needed.	One of the biggest challenges for hydrogen use in aviation is its worldwide availability at large scale, the need to produce ‘green’ hydrogen and the existence of appropriate supply infrastructure. With the global move towards renewable energy, the plans for a worldwide use of hydrogen as an energy carrier have become much more concrete, and the interest in hydrogen aircraft has risen steeply since 2019. The willingness for strong public funding has increased again in the debate about aviation support in the Covid-19 crisis. Technology programmes now envisage EIS around 2035.

Challenges in introducing radical new technologies

Aviation is a traditionally very cautious industry, being innovative, but also taking a long time to carefully test and certify safety standards for new aircraft. Once the technologies noted above reach technical maturity and can be commercialised, there are a few other challenges before passengers will be able to fly on board:

- » Certification and testing will be much tougher for novel airframe configurations or propulsion systems, new certification procedures will have to be developed for some of them to ensure the undisputed safety level required for commercial aviation.
- » Airlines need to be able to trust in the aircraft and the technology to invest: a fleet is an expensive asset that requires very low downtime for maintenance. Airlines may be wary of completely novel technology with a range of new operating and maintenance procedures that have not been put through the rigours of commercial service.
- » There will be added infrastructure requirements to supply green electricity at high power on-airport, or green hydrogen - not only will the connections and energy sources be needed, but they may come with different 'refuelling' times than current aircraft, and large storage areas for battery recharge may be needed.
- » Air traffic management may need to alter procedures if the aircraft perform differently in flight (i.e. if they are slower than traditional jets, if they cannot react to emergency situations in the same way, or if they produce different wake turbulence profiles).
- » The entire human support infrastructure will need re-training, from flight crews to ground handlers, maintenance staff and airline office staff.
- » Global costs for the aviation industry to adapt to emerging energies and develop new technological solutions are likely to be considerable in the early years.
- » New aircraft types will also need to go through a process of introduction to the public to create trust - particularly those that look very different to aircraft currently flying.

None of these are insurmountable challenges, but they must be considered as the industry launches into the third era of air travel.

Timeline for electrification

With up to 230 electric aircraft concepts in development today (although only around 30 of them for commercial-scale operation)⁵⁸, electric propulsion could start entering the market in small (2 to 6 passengers) vehicles as electric personal transportation aircraft very soon (2020-2025 timeframe). Multi-rotor vertical take-off vehicles able to carry about four passengers could become a reality in the next few years, with numerous projects already in progress worldwide. While the extent of the market size is still uncertain, these aircraft could serve as a viable alternative in certain areas – like air taxis in and around our congested cities, or air ambulance/medevac platforms, taking advantage of their speed, reliability and quieter operation. Although these aircraft are not included in the scope of the Waypoint 2050 CO₂ analysis, they provide an important stepping-stone to commercial-sized aircraft.

Commuter aircraft (small aircraft in the 10-passenger class) will be next and several prototypes are in development or already flying for this size of aircraft, based on retrofits of existing models – they would likely be ready for entry into service after 2025. These would be followed by larger 19-seat-size aircraft.

There is also a significant opportunity for electrification of aircraft in the 50-100 seat category around the 2030 timeframe, including the ATR72-600 and Q400 sized aircraft. This would reduce their already fuel-efficient operations to virtually zero emissions and provide much-needed connectivity to regional populations.

With the scaling of electric technologies, short-range (up to -90 minutes), fully electric or hybrid-electric civil aircraft (in the -100 passenger size) can be reasonably expected by 2035-2040. Depending on performance improvements in battery technology, or developments in hybrid systems, there is an expectation that larger electric aircraft may be a possibility around 2050.

As a novel propulsion system and radical new technology, there are a number of challenges to scaling up electric and hybrid-electric technology.

- » Key amongst them is the energy density of batteries. Whilst developments in battery technology have been rapid in recent years (driven in part by the acceleration of deployment of electric road vehicles such as Tesla), the amount of energy that can be packed into a battery is still some way off being useful in anything other than very small aircraft.
- » Aside from the density improvements, another key challenge is the fact that batteries do not get lighter as the energy is consumed, meaning that the landing weight after a flight will be the exact same as the take-off weight. With liquid fuel, the aircraft gets lighter as it flies and burns fuel. This suggests that, absent some truly exceptional leaps in battery weight / density ratio, the use of pure battery power will likely remain with short-haul routes.
- » Fire safety of lithium batteries has been strongly improved over the last years. Nevertheless, strict testing and certification processes will be needed to ensure that electric aircraft meet the very high safety standards of commercial aviation.
- » The sustainability of battery full life cycle. Although electric flight will generate no CO₂ in flight, the carbon and environmental footprint of extracting the raw materials (such as lithium), manufacturing and disposal will need to be improved.
- » Storage and charging of the batteries in an airport operational sense will need to be resolved but is not complex.

A renaissance for hydrogen

Hydrogen could play an increasingly important role in sustainable aviation over the coming years, with a range of uses. Importantly, it is a vital component in the production of many sustainable aviation fuels (particularly power-to-liquid) and increasing uses of these will require more hydrogen production. But hydrogen could also potentially be used as a direct energy source in aircraft as well: either through the use of hydrogen fuel cells to generate electricity for propulsion, or propulsion being delivered through direct burning of hydrogen – in gaseous, or liquid form.

Liquid hydrogen is considered to be one major alternative energy carrier for aviation by various research projects. Flight testing and product development of hydrogen-fuelled aircraft has also advanced considerably. Synergies in technology development from the automotive industry concerning the developments of cryogenic composite tanks as well as fuel cells may be expected.

Assuming the use of so-called green hydrogen (where electrolyser production plants use low carbon electricity) or blue hydrogen (carbon emissions are captured and stored in production), the use of hydrogen can bring with it a range of environmental benefits. It is completely zero-carbon, will reduce particulate matter emissions and greatly reduces NOx. The use of hydrogen fuel cells for smaller aircraft will also significantly reduce contrail formation due to the absence of particulate matter. Depending on the system and size of aircraft, it could reduce climate impact by 70-90% compared with similar traditional aircraft. But there is a lot of work to be done if hydrogen-powered aircraft are to become a commercial reality.

Recent analysis by McKinsey for the European CleanSky 2 project has suggested that there is a potential for 40% of all aircraft in the small- to mid-range categories to be hydrogen powered by 2050⁵⁹. This would consume 40 million tonnes of liquid hydrogen in 2050, around 10% of the expected global demand at the time – allowing aviation to tap into a wider economy-wide shift to hydrogen production and use.

Further analysis by the Australian Commonwealth Scientific and Industrial Research Organisation (CSIRO)⁶⁰ indicates that hydrogen's main benefit for sustainable aviation in the years leading up to 2050 will be through fuel cells for ground service support equipment and for the generation of sustainable aviation fuels such as power-to-liquid. Opportunities for direct propulsion with hydrogen (either in highly pressurised or liquid form) will emerge – likely for novel aircraft configurations such as blended wing body airframes but will require significant research.

The CleanSky 2 analysis found that the cost for liquid hydrogen by 2050 may be comparable with fossil jet fuel, but there remain some significant challenges to the adoption of hydrogen by air transport:

- » Completely new aircraft systems would need to be developed. Liquid hydrogen requires being stored at very low temperatures (around -253°C, requiring special tanks) and has a greater volume-to-energy ratio than traditional jet fuel, although lower weight-to-energy. A liquid hydrogen tank would need to be around four times the size of the equivalent jet fuel tank and completely different on-aircraft fuel distribution systems and engines would be required.
- » Short-haul aircraft could use **hydrogen fuel cells** to power distributed electric engines, with likely a very small increase in cost per passenger. This energy source would lead to a significant reduction in emissions, to almost zero.
- » For flights longer than this, special tanks (that cannot be located in the wing – like traditional fuels) require a stretched fuselage to carry the same payload, but with a range penalty. These aircraft would be equipped with **hydrogen combustion** engines, burning the hydrogen in the same way as jet fuel is used today. Whilst this helps with eliminating CO₂, reducing NOx and other emissions,

it will likely mean increases in water vapour emissions due to the nature of burning hydrogen.

- » Liquefaction of hydrogen requires an investment of energy approximately equal to a third that of the chemical energy stored in the fuel. Alternative thermodynamic cycles that capture this energy on board for mission propulsion would likely be part of the solution.
- » It is unlikely that hydrogen would be the best option for medium-and long-range aircraft before 2050, as the extra fuselage volume required and heavy tanks for long missions would be too costly compared with using sustainable aviation fuels with conventional turbine engines. However, the reduced weight of the fuel, coupled with new technology or materials for tanks could change this assessment and there may be a potential for blended-wing style fuselages which could house larger tanks than the traditional tube-and-wing configuration.

Challenges associated with infrastructure requirements and implementation as well as the constraint of the fleet turnover should be considered in any meaningful scenario to assess the potential contribution of liquid hydrogen towards aviation's decarbonisation pathways – this is further explored below.

Among the aviation emissions, CO₂ is the major contributor to climate change due to its longevity in the atmosphere. Its quantification, formation and effect are very well understood. By working on reducing the fossil fuel consumption we reduce all other emissions. SAF also has the potential to reduce non-CO₂ emissions. However, as a complement, it is necessary to minimise the current level of scientific uncertainty over the effect of non-CO₂ emissions and our industry is committed to it. Such emissions include the water vapour itself and its various forms (contrails, cirrus clouds) and the other emissions such as NOx and particulates and the combined effect of these emissions.

This is even more necessary as the hydrogen aircraft will emit a large amount of water vapour.

Regional aircraft provide useful first step

The most likely first adopters of new electric, hybrid and hydrogen opportunities in aviation are commuter and regional aircraft – those smaller than around 100 seats which provide feeder services to large hub airports for onward travel, or vital connectivity between secondary, tertiary and remote communities. The current generation of these aircraft include turboprops which are more fuel – efficient than current jet aircraft and could be a perfect first step for radical new technologies.

Commuter services can provide connectivity on routes that would be too time – consuming to be operated by road, or too costly to build rail links. Some smaller communities can take advantage of electric aircraft in the 9-50 seat category and there are already flying test electric aircraft today.

The next step would be to up-gauge the electric, hybrid or hydrogen technology to regional aircraft size in the 50-100 seat category (such as today's ATR and DeHavilland aircraft) which may provide a useful and lower carbon alternative between secondary or tertiary cities that don't otherwise have enough traffic to justify building extensive high-speed rail infrastructure. Given the timeframes to build such infrastructure (in the range of 20 years), advances in aircraft technology could leapfrog the shift to rail for these markets,

An indicative overview of where low- and zero-carbon energy could be deployed in commercial aviation

A simplified view of which kinds of energy options might be able to contribute to the reduction in CO₂ emissions from air transport in which time period. This generally indicates when the technology may be commercially available, but not widespread use throughout the fleet. The roll-out of these technologies depends on research advances and the distribution and supply of energy, as well as the economic case to bring these new designs and energy sources into the fleet. As new technologies evolve, these assumptions may change — denser batteries may allow greater range and larger aircraft to go electric; a strong governmental push towards a hydrogen economy may allow faster take up of that technology. Illustrative seating configuration, general flight times and share of CO₂ emissions for context.

	2020	2025	2030	2035	2040	2045	2050
Commuter » 9-50 seats » < 60 minute flights » <1% of industry CO ₂	SAF	Electric and/or SAF	Electric and/or SAF	Electric and/or SAF	Electric and/or SAF	Electric and/or SAF	Electric and/or SAF
Regional » 50-100 seats » 30-90 minute flights » ~3% of industry CO ₂	SAF	SAF	Electric or Hydrogen fuel cell and/or SAF	Electric or Hydrogen fuel cell and/or SAF	Electric or Hydrogen fuel cell and/or SAF	Electric or Hydrogen fuel cell and/or SAF	Electric or Hydrogen fuel cell and/or SAF
Short haul » 100-150 seats » 45-120 minute flights » ~24% of industry CO ₂	SAF	SAF	SAF	SAF	Electric or Hydrogen combustion and/or SAF	Electric or Hydrogen combustion and/or SAF	Electric or Hydrogen combustion and/or SAF
Medium haul » 100-250 seats » 60-150 minute flights » ~43% of industry CO ₂	SAF	SAF	SAF	SAF	SAF	SAF	SAF potentially some Hydrogen
Long haul » 250+ seats » 150 minute + flights » ~30% of industry CO ₂	SAF	SAF	SAF	SAF	SAF	SAF	SAF

with lower carbon costs. In fact, Norway has set a goal to have domestic air travel fully electrically-powered by 2040, with the first commercial services taking off by 2030⁶¹.

Scaling supply of alternative energies

Whilst the discussion above examines the challenges and prospects for developing the new technology aircraft that will run on electricity and hydrogen, both require some shifts in the way the industry considers energy supply.

Shifting to sustainable aviation fuel will require minimal investment in on-airport distribution systems. Once the neat SAF is produced, it will only require a blending infrastructure to mix it in increasing quantities into the jet fuel supply. This will likely be done off-airport at dedicated facilities to ensure quality control of the fuel before it enters the airport environment. It is an infrastructure investment, but due to the drop-in nature of SAF will allow a gradual ramp-up in SAF blend percentages as more supply is made available.

» *Further discussion on this takes place in section d) sustainable aviation fuel.*

Hydrogen and electric battery options, on the other hand, will require a radical re-think of the energy supply system. The virtue of traditional (and drop-in SAF) fuel supply has been standardised fuel supply across the entire global system. Any flight in any commercial aircraft can land virtually anywhere in the world and pick up fuel. By having a special sub-set of the global fleet operating with entirely different energy supply, airlines will need to carefully consider how their operation will evolve to take into account the supply of hydrogen and high-voltage electricity connections.

One can imagine a special fleet of short-haul hydrogen-powered aircraft operating between, for example, Geneva and London Heathrow. It is a route with high frequency over the correct distance. An airline will need to ensure that hydrogen fuelling facilities are available at those two airports, as well as alternate diversion airports (in this case potentially Paris Charles de Gaulle, London Stansted, London Gatwick and Lyon). Additionally, having a sub-fleet of aircraft dedicated to one route is not efficient and would need to also have use on other routes, where hydrogen infrastructure would need to be established.

There will be a need to develop new hydrogen fuelling infrastructure at airports, and ideally pipelines from green hydrogen plants to airport facilities (although smaller volumes can be transported by road).

Electricity supply for electric aircraft is not nearly as novel, but it would also require new charging infrastructure and storage space for charged batteries to be available at airports (and, of course, for the high-specification electricity supply to be low-carbon).

Additionally, a range of other 'fuelling' questions will need to be answered: how long will it take to refuel / recharge a hydrogen or electric aircraft (and how will that impact turnaround times for these short-haul flights and therefore fleet utilisation)? What considerations would be needed for the size of hydrogen storage and possibly liquefaction facilities at airports, or would cryogenically-sealed pipelines be needed to deliver enough liquid hydrogen to airports? What changes will be needed to train ground crews? How will the sector overcome safety challenges that take place with the shift to different fuels? All of these are surmountable over time, but are key considerations for the industry. The current fuelling infrastructure - using fossil or SAF - is highly efficient and optimised.

The other key concern will be the supply of enough hydrogen or low-carbon electricity. Both are seeing rapid increases in supply and some parts of the world are preparing to shift to a hydrogen-centric economy, but with the requirements to electrify other modes of transport and shift from fossil fuel in other parts of the economy, how will air transport fit into that ramp-up? Recent analysis has shown that to shift all energy needs to electricity or hydrogen, and reach net-zero emissions in 2050, would require a new solar array the size of the world's current largest to be opened every two days for the next 30 years. And a new hydrogen electrolyser the same size as the largest in operation today to be opened every hour⁶². It is hard to state how much of a challenge the world has ahead of it.

A systemic approach (for the whole aviation sector as well as the wider economy) should be undertaken for all non-fossil energy carrier options (SAF, hydrogen, electricity) to properly map the potential supply limitation for the use of green primary energy as the world economy moves to carbon-free energy.

TECHNOLOGY READINESS LEVELS

This illustrates the various stages of technology readiness level, as developed by NASA in the 1990s. The description places this in the context of a new aircraft type, but the TRLs can also apply to individual pieces of technology that go into a wider airframe make-up, or even retrofit opportunities.

ADOPTION		Widespread adoption of technology in the fleet	Most of the aircraft in the fleet have been replaced with the new technology models — this process can take up to seven years for wide market penetration.
		Scaling up of deployment	More aircraft enter the fleet across the world, replacing older (less efficient) aircraft of the same class.
DEPLOYMENT	9	Actual system proven in operational environment	As aircraft enter the fleet with multiple airlines, operational shake-out identifies updates or minor modifications required, ensures evolutionary improvements to systems and efficiency of product.
	8	System complete and qualified	Certification by relevant authorities following comprehensive test flight campaign with full production aircraft. First commercial aircraft rolls off the production line, followed by entry into service.
	7	System prototype demonstrated in operational environment	Full prototype has been developed and tested in normal operating environments (test flights).
DEVELOPMENT	6	Technology demonstrated in relevant environment	Full-sized prototypes engaged in ground testing of aircraft or engines or systems.
	5	Technology validated in relevant environment	Larger prototypes have been developed and tested at scale.
	4	Technology validated in laboratory	Early prototypes developed and tested in laboratory conditions and through computer modelling.
RESEARCH	3	Experimental proof of concept	Very simple experimental set up to demonstrate feasibility.
	2	Technology concept formulated	Taking theoretical concepts and turning them into a design concept.
	1	Basic principles observed	Initial idea for new technology.

ACCELERATING TECHNOLOGY DEVELOPMENT

A range of actions will help reduce emissions. In each section, the report will explore the actions needed from policymakers, the industry and partners in other sectors to help accelerate emissions reduction across aviation.

In order to support the future development of the global aviation industry in achieving high rates of aircraft level fuel efficiency improvements, several recommendations and actions are required:

Action items for the aviation sector

Action item	Description	Timeline	Difficulty level
Collaborate in government – industry – research institution programmes and champion their development	Industry should be an active supporter of programmes like Clean Aviation (successor to CleanSky 2) in the EU, the FAA CLEEN project in the US and other existing programmes at a national level. Where such programmes do not exist, industry can encourage governments to invest alongside industry commitments. Should be accelerated in all regions, but also in emerging economies to take advantage of new talent in the developing world.	Possible today	●○○○○○
Accelerate research into radical airframe designs, electric and hydrogen propulsion	Manufacturers: explore the potential of the emergence of new non drop-in energies for aviation. Explore new design and aircraft architecture concepts, in addition to exploring all advanced technologies. Accelerate product cycles and innovation speed with enhanced digital capabilities in order to enable sufficient market penetration of climate-friendly technologies until 2050 and beyond. Keeping affordability of new products in focus is important to ensure airlines have the ability to bring them into the fleet.	2020 – 2050	●●●○○○
Accelerate research into radical airframe designs, electric and hydrogen propulsion	Airlines: show interest and support for new technologies by participating in evaluation, making it easier for manufacturers and research establishment to drive forward the necessary developments and justify the related funding. Airlines (and similarly airports and ANSPs) are the end users of new technologies. They have a role in defining requirements for day-to-day operations and in validating if new solutions are fit-for-purpose.	2020 – 2050	●●●○○○
Form partnerships with non-aviation technology providers	Manufacturers: work with other industrial sectors (battery technology, automobiles, long-haul trucking, hydrogen sector) to form partnerships on accelerating necessary technology development.	2020-2035	●●○○○○
Provide robust incubator opportunities for new technology start-ups	Manufacturers: could fund an incubator for ideas and start-ups across the spectrum of aviation environmental efficiency. Many inventors have ideas which need to be explored and encouraged without the constraints that large global manufacturers may have.	Possible today	●●●○○○
Implement necessary infrastructure adaptations	Airports: in airport expansion plans, foresee the provision of necessary infrastructure for (clean) electricity supply, (green) hydrogen and battery recharging facilities at the time when they will be needed (small-scale soon, substantial part of regional traffic in the 2030s).	Possible today	●●○○○○
Implement necessary infrastructure adaptations	Airports: foresee ground infrastructure adaptations for radical new aircraft concepts, e.g. blended wing bodies, hydrogen.	2025-2035	●●○○○○

Action items and policy proposals for governments

Action item	Description	Timeline	Difficulty level
Continue to fund research programmes where they exist and develop projects where they do not	In the coming years, government must ensure that access by aerospace industry to ongoing funding for high-value collaborative R&D, essential for delivering highly efficient future aircraft and propulsion systems, remains in place. Examples include the Clean Aviation Partnership project in the EU.	2020-2030	●●○○○
Provide strong guidance to green aviation research	Execute a national or supra-national research agenda that places the highest priority on; advances in environmentally friendly aviation, including radical new aircraft concepts, new sustainable propulsion energies, such as electricity and hydrogen, and highly efficient operations and infrastructure.	Possible today	●●○○○
Research into non-CO ₂ impacts also vital	Expand the focus from 'CO ₂ emissions reduction' to 'climate impact mitigation', considering also the impact of non-CO ₂ effects and how technology and adapted flight operations can reduce these effects. Some research is already ongoing in this space and while there is better understanding, the work has so far not provided conclusive operational or technology fixes and answers for the industry.	Already underway, can be expanded immediately	●●●○○
If putting in place a market-based measure, invest a portion in R&D	As global and regional market based measures are adopted, Governments should invest a portion of any funds collected in aircraft and propulsion technology that accelerates the sector's path to reducing CO ₂ .	Available today	●○○○○
Implement ICAO aircraft CO ₂ Standard	The ICAO CO ₂ Standard should be implemented in national legislation.	Required today	●○○○○
Develop a wider hydrogen economy strategy for all potential users of hydrogen	Build a coalition of potential users and providers of green hydrogen in your country / region to start planning for a significant increase in hydrogen use by transport, including aviation. More generally, the changing energy needs of the aviation sector should be included in national energy strategies.	Possible today	●●●●○
Ensure sufficient infrastructure for low-carbon electricity across your economy	Support the introduction of hybrid-electric and full-electric propulsion, as key enablers to reach medium-and long-term CO ₂ emissions reduction goals.	2020-2050	●●●●○

Action items and areas for research institutions

Action item	Description	Timeline	Difficulty level
Ensure that research programmes take into account real-world requirements	The organisations in charge of defining aviation research and technology policy and strategy, such as ACARE in Europe, are giving special emphasis to the innovation and integration aspect, with stronger participation of end users, namely airlines, airports and air navigation service providers; this is also reflected in ACARE's name change from 'Advisory Council for Aeronautic Research in Europe' to "Advisory Council for Aviation Research and Innovation in Europe".	Possible today	●○○○○○
Help facilitate clean energy and technology collaborations between industry sectors	Research programmes should support closer R&D cooperation between different sectors (such as aviation and energy) to create synergies.	Possible today	●○○○○○
Provide a platform for visionary thinking and radical departures from standard research	The strategic research organisations have extended their goal-setting timeframe further into the future, with ACARE's vision document 'Flightpath 2050' and NASA's strategic planning including an additional generation of long-term future ultra-green aircraft concepts. More room is thus given to radically new ideas for the air vehicles and air transport concepts of the future, which rely on out-of-the-box thinking and leaving the classical concepts of tube-and-wing aircraft as well as today's forms of airports and airspace organisation.	Possible today	●●○○○○
Ensure sustainability is part of any aviation-related curriculum at specialist universities	Educate aviation students on aviation's potential for green growth and willingness to decarbonise to ensure they are ready to innovate to support this technological challenge.	Possible today (and already happening in many cases)	●○○○○○

Action items for the energy industry

Action item	Description	Timeline	Difficulty level
Plan strategic energy needs	Include aviation as a future customer of large amounts of clean electricity and hydrogen.	Required today	●○○○○○
Develop worldwide hydrogen supply structure	Develop a worldwide hydrogen supply network, in collaboration with the aviation industry, ensuring that hydrogen is available at the majority of airports in the world — this is a prerequisite for the development of a hydrogen-powered aircraft programme, as manufacturers normally develop for a world market rather than a regional one.	2025-2040	●●●○○○
Development of new SAF pathways and maturation of existing ones	The energy industry should prioritise and contribute to the development of new SAF pathways and push the maturity of already existing pathway-feedstock combinations and newer technologies like power-to-liquid.	Possible today	●●●○○○

Action items for the finance community

Action item	Description	Timeline	Difficulty level
Focus funding on new efficient aircraft acquisition	Regional and multilateral development banks can play a proactive role in supporting the fleet replacement with new efficient aircraft.	Possible today	●●●○○
Sustainable finance opportunities	Aviation should be able to access sustainable finance, green bonds etc to support decarbonisation projects through technology, SAF, infrastructure improvements etc.	Possible today	●○○○○
Development of new SAF pathways and maturation of existing ones	The energy industry should prioritise and contribute to the development of new SAF pathways and to push the maturity of already existing pathway-feedstock combinations and newer technologies like power-to-liquid.	Possible today	●●●○○

Action items for the finance community

Action item	Description	Timeline	Difficulty level
Develop synergies with the automotive sector	Automotive sector: this industry is fairly advanced in building vehicles using new clean propulsion energies (electricity, hydrogen). Collaboration between the automotive and aviation sectors is needed to benefit from synergies in the development and implementation of clean energy solutions.	2020 - 2050	●○○○○
Develop synergies with the hydrogen sector	Hydrogen sector: ensure potential aviation demand for hydrogen is included in green hydrogen scale-up planning: for traditional SAF production, power-to-liquid production and also direct hydrogen use. Included in planning should be an exploration of the potential need to deliver large quantities of hydrogen to airport sites (storage, liquefaction, pipelines, etc).	2020- 2050+	●●●○○

IMPROVEMENTS IN OPERATIONS AND INFRASTRUCTURE

HOW AIRCRAFT ARE FLOWN THROUGH THE SKIES CAN MAKE A GREAT IMPACT ON THE EFFICIENCY OF EACH INDIVIDUAL FLIGHT. WHILST IMPROVEMENTS IN OPERATIONS (THE WAY AIRCRAFT ARE FLOWN AND IMPROVEMENTS THAT CAN BE MADE ON BOARD) AND INFRASTRUCTURE (THE EFFICIENCIES FROM THE AIRSPACE AND AIRPORT SYSTEM) WILL NOT PROVIDE THE LARGEST CONTRIBUTIONS TO LONG-TERM CO₂ REDUCTION, THEIR IMPACT CAN BE SIGNIFICANT.

Operations and infrastructure efficiency improvements have the potential to contribute to reducing CO₂ emissions and help meet the 2050 carbon goal. While the overall emissions reductions from operations and infrastructure efficiency improvements will – by themselves – not be sufficient to meet the goal, these measures can often be implemented at scale faster than aircraft-level technologies (that are constrained by the rate of entry of aircraft into the fleet) and therefore the impacts from operations and infrastructure efficiency improvements can be significant contributors, particularly in the near term.

Aircraft operations (airline and aircraft operator focus) include measures such as: reduction of weight, improvements in aerodynamics of in-service aircraft and use of systems to improve efficiency during the operation of aircraft. In the short-term, these elements will play a crucial role to bring down emissions, but this only has a limited impact on longer-term emissions trajectories, as opportunities for these efficiency measures are fully exploited in the early years. Infrastructure improvements (air traffic management and to a lesser extent airport operations) include measures such as: structural changes in air traffic management (ATM) operations, energy savings at the airport such as limitations on the use of auxiliary power units, single engine taxi, and reduced taxi times.

Optimising fuel consumption is a challenge for many groups in commercial aviation. Motivation to deal with the subject

comes not only from the desire to minimise fuel expenditure, but to increase overall efficiency and also to address environmental concerns.

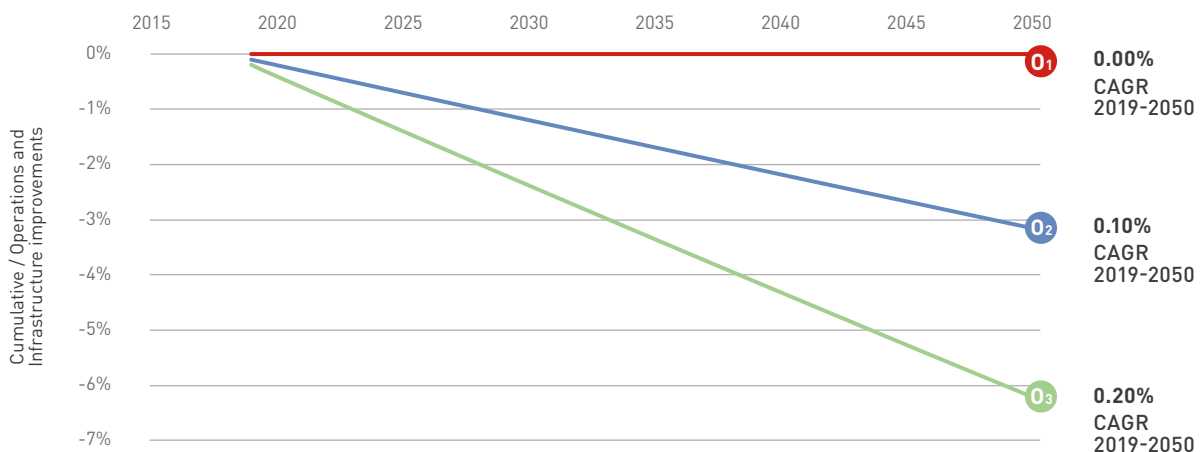
Reducing fuel burn is the first way to reduce emissions and hence the environmental impact and associated costs. The market expects aircraft manufacturers, in cooperation with their suppliers, to design and deliver the most economically efficient aircraft with the best environmental performance possible. Manufacturers are committed to improving the fuel burn and emissions performance of their aircraft through the implementation of new technologies but also through operational measures during the in-service life of the aircraft.

Airframers, infrastructure providers, airports, aviation authorities and air navigation service providers can all participate by providing airlines with the means to operate their aircraft in the most efficient way possible.

To investigate the potential contribution from operations and infrastructure efficiency improvements and to build on the expertise of the participants, sources were reviewed within the Waypoint 2050 project and considered as the basis for the development of a range of potential scenarios for CO₂ emissions reductions resulting from operations and infrastructure efficiency improvements. These include the ICAO CAEP/10 and CAEP/11 reports, the IATA Technology Roadmap, the CANSO Efficiency 2050 Goal and the UK Sustainable Aviation Road-Map (2016).

Operational efficiency scenarios for Waypoint 2050⁶³

Three simple scenarios were developed to illustrate potential pathways for operational and infrastructure efficiencies on a per-annum basis.



O₁ Low improvement

Investments in operations and infrastructure are counterbalanced by degraded ATM performance due to congestion from traffic increases.

While difficult to estimate given the complex counteracting feedback loops of (1) investments in operations and infrastructure resulting in fuel burn reductions and (2) increased congestion resulting in increased operational inefficiencies and fuel burn, this scenario of (net) zero percent improvement in fuel efficiency is meant to illustrate this situation.

Despite what looks like no improvement in this scenario, maintaining current efficiency despite traffic growth will require investment in ATM improvements in order to avoid a degradation in the performance of the system and reduction in efficiency.

O₂ Mid improvement

Substantial investments in operations and infrastructure result in (net) CO₂ reductions of 0.10% per annum, a 3+% overall contribution in 2050.

O₃ High improvement

Substantial investments in operations and infrastructure result in (net) CO₂ reductions of 0.20% per annum, a 6+% overall contribution in 2050.

Developing scenarios

Trying to develop high-level scenarios in this space is challenging, as there are so many individual initiatives taking place all over the world, with different opportunities for efficiency improvements. Necessarily, a broad estimate needs to be developed in order to feed into the Waypoint 2050 overall scenarios. The delivery of improvements is further challenged by congestion in parts of the system – trying to put more flights into a finite airspace will reduce the effectiveness of operational efficiency measures.

As described in the scenarios above, the net improvement from aircraft operations and infrastructure is dependent on the underlying growth in traffic measured in terms of number of flights or movements.

- » In the central traffic forecast, the increase in number of movements will be around 2.2
- » Under high traffic forecast, the number of movements could increase by a factor of around 2.6.
- » The low traffic forecast will see a doubling of movements (2.0 times).

Scenarios that would result in a more than two times increase in number of movements could result in substantial levels of congestion in some parts of the global airspace system depending on the rate at which capacity is added to the system.

What is clear is that substantial investment will be needed to help keep up with the increase in connectivity being generated by this growth in traffic.

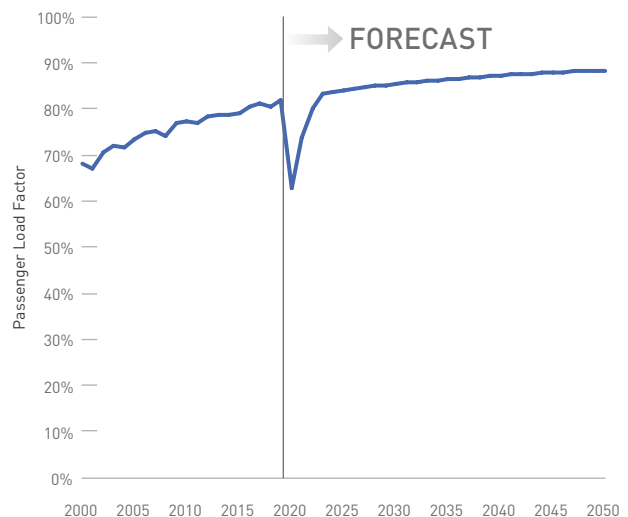
Airline-based operational improvements

Load factors can make a significant impact on the fuel efficient utilisation of aircraft and have been improving substantially in recent years (the impacts of Covid-19 are causing a number of unusual impacts, but the industry expects to revert to typical load factor conditions as traffic returns to normal).

Efficient aircraft operations also require the careful integration of many factors, including: regulatory restrictions, en-route and airport traffic management requirements, maintenance, crew scheduling and fuel costs. Effective flight planning, careful operation and maintenance of the aircraft and its engines are essential to ensure that the aircraft is consistently being used in the most efficient way possible and addressing all requirements. The aircraft will experience performance degradation through its operational life. Careful operation and maintenance can limit it and thus reduce cost, safety risks and optimise efficiency.

Historic and projected average load factor⁶⁴

The scenario modelling projected a continued increase in airline load factors.



Practical opportunities for operational improvements

Measure	Explanation, how it reduces CO ₂
Retro-fitting winglets	Several manufacturers have developed variations of wingtip devices that reduce the wake vortex created by the movement of air around the wingtip. These aerodynamic modifications, using advanced computational fluid dynamics, enable airlines to save more than 4% in fuel, reduce aircraft noise and as much as 8% in NO _x emissions. Over 9,000 aircraft have been retrofitted, saving over 100 million tonnes of CO ₂ since 2000.
Light-weight aircraft cabin equipment	New catering trolleys can be up to one-third lighter than their predecessors, saving nearly 28,000 tonnes of CO ₂ annually in one airline's operation by using lightweight composite materials. Further weight reductions of 30-40% have been achieved through the introduction of lighter inflight entertainment systems.
Light-weight seating	By replacing standard seats with lightweight, slimline models, airlines can cut weight by 30%, with one airline saving more than 21,000 tonnes in CO ₂ emissions a year.
Light-weight cargo containers	Airlines have developed high-tech, fire-resistant containers by using composite materials such as MACROLite and Kevlar that have proven to be more durable and lightweight. This has allowed one airline to avoid over 3,000 tonnes of CO ₂ emissions annually, reduce maintenance time and carry more cargo.
Electronic flight bags / tablet computers	Using a tablet computer instead of heavy paper flight crew manuals, weighs half a kilogramme as opposed to 20 kilos in printed material. One airline has avoided nearly 3,500 tonnes in CO ₂ annually, with other airlines experiencing similar effects.
Last-minute fuel and water uplift	Rather than refuelling by simply filling the tanks each time (or filling potable water tanks), airlines are increasingly working to match fuel and water requirements more precisely to passenger loading and weather conditions en route. This reduces fuel uplift and saves weight and CO ₂ emissions.
Electric or assisted taxiing	There are a range of solutions available that minimise the use of jet engines during aircraft taxiing. Options that utilise electric motors fitted to landing gears and guide the aircraft from the terminal gate without the need to run the engines can cut CO ₂ emissions and unburned hydrocarbons by over 60% and NO _x emissions from the taxiing phase by over 50%. An example of a solution is proposed with a special tug that tows the aircraft to the runway and is remotely steered by the pilot. Only the APU needs to run during this phase, which can lead to emissions reductions of up to 85% on airports with long taxi distances. Solutions exist but further research and development are needed for full application and usefulness of electric-taxiing.
Using thinner paint for aircraft liveries	Thinner chrome-free paint has the potential to reduce the weight of paint by 15%, while also eliminating the need for additional solvent chemicals that are detrimental to the environment. With paint on an aircraft weighing as much as 250 kilograms, these modifications have enabled one airline to save 60,000 tonnes of CO ₂ without compromising the paint quality (which can have aerodynamic benefits as the aircraft flies).
Maintaining exterior paint conditions	Deterioration of the aircraft's exterior surface is to be expected on any aircraft in service, the loss of paint in critical areas of the airframe will upset the local airflow to an extent that overall drag can be increased.

Measure	Explanation, how it reduces CO ₂
Exterior cleaning	The natural accumulation of dirt on the external surface will introduce a slight roughness that, overall, can induce significant additional drag.
Performance improvement packages for in-service aircraft	The implementation of performance enhancements and fuel burn improvements to existing aircraft can reduce fuel consumption and emissions by 2% - can come in the form of software updates, operational measures and small technology retrofits. These performance improvement packages can reduce drag, improve propulsion efficiency and streamline aerodynamic surfaces, in addition to further improvements that enhance airflow and save up to 6.4% in fuel consumption.
Fuel efficiency management systems	Enhanced fuel efficiency systems that apply to flight and ground operations enable airlines to cut fuel use and CO ₂ across their operation by analysing flight patterns and suggesting small improvements that can add up to a big difference across the fleet, throughout the year.
Reduced engine taxiing	Reduced engine taxiing, where pilots taxi on a reduced number of engines and then start the rest nearer the runway, has saved one airline 4,100 tonnes of fuel per year at its hub airport.
Engine wash / fuselage wash	To ensure the long-term health of aircraft engines, modern engine wash systems have been developed to remove airborne contaminants that would otherwise cause the engine to operate at higher temperatures and burn more fuel. This closed-loop system reuses deionised, heated and atomised water to remove contaminants from compressor blade surfaces and restore engine performance, leading to a 1.5% fuel reduction and saving up to 500,000 tonnes of CO ₂ per year across the fleet.
Aircraft interior cleaning	Keeping the passenger and crew areas clean will have the added benefit of minimising weight increase through dirt accumulation. Regular cleaning of cargo compartments should also be considered. Cleaning can also reduce maintenance costs associated with repairs due to foreign objects causing damage to cargo compartment panels (broken suitcase handles or wheels).
Condensation	Aircraft are designed to minimise the generation of condensation, but studies suggest that an aircraft can accumulate in excess of 200 kg of water. Condensation is affected by seating density, load factor and utilisation. Short turnaround times may not allow full evaporation or drainage of the condensed water. Careful maintenance of insulation blankets and correct functioning of the piston type drain valves on the lower fuselage shell should be periodically checked. Additionally, several providers produce zonal dryers which can be used to cut down on condensation formation.
Raise awareness and train crews	<p>The way air crews and engineers operate aircraft can have a significant impact on fuel consumption and emissions.</p> <ul style="list-style-type: none"> » Ensure regular training sessions, promote application of green procedures » Deploy consulting activities to review the whole ecosystem involved in the fuel efficiency procedures » Develop sustainable engagement programmes between airlines and manufacturers » Participate in networking activities to share experience within the community (Forums, webinars...)

Practical opportunities for infrastructure improvements

Measure	Explanation, how it reduces CO ₂
<p>Fixed electrical ground power at gate</p>	<p>Fixed electrical ground power and pre-conditioned air powered by local electrical grids or solar power enables airlines to turn on auxiliary power units nearer to the departure time. At one major hub airport, the use of this gate power lowered CO₂ emissions by over 100,000 tonnes per year and reduced aircraft noise.</p>
<p>Airport collaborative decision making</p>	<p>Airport collaborative decision-making (A-CDM) facilitates the exchange of information between the aircraft, ground handler, and air traffic control provider by enhancing information sharing. This provides more accurate turn-around information for airlines and allows for the effective use of slots, which can minimise delays and fuel burn. When A-CDM was implemented at 17 airports in Europe, over 102,700 tonnes of CO₂ per annum was saved, on top of over 2.2 million minutes of taxiing time and €26.7 million in fuel⁶⁵.</p> <p>Currently, 29 European airports are fully A-CDM “compliant”. In Asia Pacific, 50 airports are operating A-CDM procedures to a varying degree. The US is working to implement Surface-CDM at 27 airports by 2024. Airports in the Middle East, South America and Africa are beginning to adopt A-CDM. Challenges include: a lack of automation platforms for information exchange; lack of integration between airports and ANSP (insufficient cooperation between stakeholders); and limited knowledge of A-CDM.</p>
<p>Surface congestion management (reducing taxiing delays)</p>	<p>New software and hardware tools used to generate virtual airport departure queues, assist in managing an airport’s surface congestion. The tool builds 15-minute departure blocks, that minimise the amount of time airlines spend on the taxiway waiting for their departure slot. By determining the number of aircraft permitted to taxi, and considering possible weather events, time of day, and regional air traffic congestion, airlines spend more time waiting at the gate with engines switched off, which saved 48,000 tonnes of CO₂ each year at one major airport.</p>
<p>Performance-based navigation</p>	<p>Performance-based Navigation (PBN) flight procedures use GPS and satellite technology for navigating aircraft using enhanced trajectories, improves airspace capacity, safety and environmental performance. This provides additional flexibility in the design of flight paths over the use of traditional ground based navigational aids. Using advanced navigational equipage, aircraft arrivals occur in pre-determined arcs that allow for more predictable approaches from both tricky terrain and airspace congestion. This not only reduces noise, but can also save a tonne of CO₂ per landing. PBN technologies offer a significant opportunity to design more efficient flight paths to reduce fuel burn and even reduce community noise.</p> <p>Being introduced today. Many ANSPs are implementing these procedures as part of airspace modernisation projects. ICAO has required all States to develop a national PBN implementation plan setting out timelines and targets. Those plans were updated in 2018. ANSPs continue to advance those plans in the modernisation of their airspace and to apply new standards as they become available. EU regulatory provisions establish a gradual migration to a full PBN environment with satellites as the main positioning source for PBN by 2030.</p>

Measure	Explanation, how it reduces CO ₂
Required navigation performance (RNP)	<p>Required navigation performance (RNP) is a navigation specification PBN which permits the operation of aircraft along a precise flight path with a high level of accuracy and integrity. RNP offers safety benefits by means of its precision and accuracy and facilitates more efficient continuous descent approaches by aircraft. A study undertaken by GE Aviation calculated the impact of standardised RNP approaches at just 46 regional airports in the USA and found that it would save 39,000 tonnes of fuel and 124,556 tonnes of CO₂ per annum.</p> <p>Many ANSPs are progressively implementing RNP as part of airspace modernisation efforts and airlines are increasingly equipping their aircraft and training pilots. New navigation separation standards such as “Established on RNP” provide additional opportunity to further enhance the utilisation of these procedures without a decrease in airport efficiency.</p>
Space-based navigation	<p>Air traffic controllers use surveillance technologies like radar and ADS-B to track and control flights. Ground-based surveillance technologies are limited to line-of-sight and are not available in all areas (particularly over water and in very remote regions). Newly available space-based surveillance technology provides full global tracking of appropriately equipped aircraft and enables air traffic controllers to safely reduce separation requirements in non radar-controlled airspace, improving the capacity of the airspace and enabling more fuel efficient routings.</p> <p>Available as of early 2019, space-based ADS-B surveillance is being adopted by many agencies to provide surveillance data in airspace where they do not have coverage with conventional radar or ground based ADS-B.</p>
Continuous descent / climb	<p>Continuous climb and descent operations (CCOs and CDOs) are aircraft operating techniques enabled by airspace design, instrument procedure design and facilitated by air traffic control. CCO and CDO allow aircraft to follow a flexible, optimum flight path that delivers major environmental and economic benefits - reduced fuel burn, emissions, noise and fuel costs. ANSPs have been implementing and improving these operations for a number of years. RNP technologies are further improving opportunities for CCO and CDO. There are still limitations with the application of CCO/CDO at busy airports and during busy periods due to the need for tactical intervention by air traffic controllers to safely manage arrival and departure flows.</p>
Expansion of ‘perfect flight’ partnerships	<p>So-called ‘perfect flights’ are single, optimised, commercial flights used to set an optimum standard for efficiency of a flight. It can be an effective tool to demonstrate optimisation opportunities (over several flight phases): fuel consumption, operating cost, CO₂ and other gaseous emissions and noise. The programme can also provide a catalyst for airlines and wider industry stakeholders to demonstrate feasibility of achieving CO₂ emission reductions. The collaborative exercise involves: airline, aircraft manufacturer, departure and destination airports and service providers, en-route and terminal area ATM providers and government aviation authorities. The techniques and lessons learnt while undertaking perfect flights can be brought into every day operations in order to improve system-wide performance.</p>



Measure	Explanation, how it reduces CO ₂
4D Trajectory-based Operations (TBO)	<p>The implementation of 4D trajectory management is being researched by SESAR in the EU, NextGen in the USA, NLR in the Netherlands, IATA and others. The 4D trajectory concept is based on the integration of a time element into the 3D aircraft trajectory. It aims to ensure flight on an unrestricted, optimum trajectory for as long as possible in exchange for the aircraft obligation to meet accurate arrival times over designated points. The concept is still in development with some initial trials underway. The ICAO Global Air Navigation Plan forecasts use by 2030, and implementation is dependent on next generation air traffic management and aircraft automation systems.</p>
Flexible tracks / free-route airspace	<p>Taking advantage of improved navigational capabilities such as RNP, ANSPs are able to provide and accept requests for flexible routes allowing flight crews to react to changing weather patterns and fly more efficient direct routes. The systems will analyse current weather conditions and a flight's trajectory to re-route flights along a more efficient path, subject to approval from flight crew and air traffic control. Up to 500,000 tonnes of CO₂ a year could be saved when fully implemented over Europe alone.</p> <p>Dynamic airborne reroute procedures are currently available to be applied to user preferred routes over the North and South Pacific region. Mandatory requirements for flexible routing (including aircraft equipment capabilities), as well as pilot/dispatcher and pilot/air traffic controller workload need to be taken into account when implementing these measures.</p>
Flexible use of military airspace	<p>Large blocks of airspace are controlled by military and are often unavailable for civil operations requiring civil aircraft to be routed around this airspace. A number of States have successfully implemented flexible use of this airspace — handing it over to civil air traffic management when not in use by military and allowing much more direct routing of aircraft. Such initiatives could reduce emissions significantly in a number of States: in just one example, the opening of a single piece of airspace allowed every flight to save 6 minutes of flight time and 5,000 tonnes of CO₂⁶⁶. In order for implementation, good civil / military cooperation is required. Political sensitivity surrounding the confidentiality of military exercises and military restricted areas can require complex negotiations.</p>
Formation flight	<p>There are benefits to the wake of a leading aircraft to provide efficiency improvements on following aircraft. Airbus has a project called fello'fly which looks at how software can make this a reality. Flight tests demonstrated that significant fuel savings could be achieved when two aircraft fly approximately 3 kilometres apart, without compromising passenger comfort. If the fuel-reduction technology proves viable, the aviation industry will benefit from a collaborative activity that demonstrates a clear commitment between manufacturers, airlines, air navigation service providers, regulators and authorities to reduce fuel consumption and CO₂ emissions. This collaborative activity could make a significant impact on aircraft's environmental performance: fuel savings are expected to reach 5-10% per trip.</p>

In addition, there are a number of large programmes being implemented across wide areas of airspace which can also bring efficiencies:

Single European Sky

The Single European Sky initiative aims to increase the efficiency of air traffic management and air navigation services by reducing the fragmentation of European airspace. By its nature, this ongoing initiative is pan-European and open to neighbouring countries. Its purpose is to modernise Europe's airspace structure and air traffic management technologies so as to ensure forecast growth in air traffic can be met, safely and sustainably, whilst reducing costs and improving environmental performance. Many of the benefits of SES are being delivered through technological, safety, and operational improvements. It aims to create a more integrated and digital European airspace for sustained traffic growth. The delivery of seamless air traffic services is built on optimised airspace organisation, supported by progressively higher levels of automation, common ATM data services and an improved role of the Eurocontrol Network Manager to optimise the ATM network.

SESAR (Europe)

The Single European Sky Air Traffic Management Research, SESAR, is the European Union's air traffic management modernisation programme. It combines technological, economic and regulatory aspects and will use the Single European Sky legislation to synchronise the plans and actions of the different stakeholders and bring together resources for the development and implementation of the required improvements throughout Europe, in both airborne and ground systems.

NextGen (United States)

NextGen is a wide-ranging transformation of the entire US air traffic management system. It will replace ground-based technologies with new and more dynamic satellite-based technology. It is a collaborative effort between the Federal Aviation Administration and partners from the airports, airlines, manufacturers, government agencies, state, local and foreign governments, universities and associations.

Interdependencies affecting the potential for operational and infrastructure improvements

The W2050 operations and infrastructure scenarios are interdependent with several factors which can introduce inefficiencies compared with ideal flightpath conditions. These can include:

- » **Safety considerations** – aircraft will deviate from the optimal route in order to ensure adequate separation between other aircraft.
- » **Weather** – to ensure safe and smooth flight, adverse weather systems may need to be avoided.
- » **Capacity**⁶⁷ – to accommodate capacity limitations either at the airport or within airspace, aircraft may be required to hold prior to arrival, or wait on the ground prior to departure. When traffic demand approaches available capacity, congestion increases, reducing efficiency as discussed above. However, with measures such as airport collaborative decision making, air traffic flow management and better use of data throughout the system, sometimes these measures can be brought in earlier in each flight. For example, delaying aircraft on the ground until capacity throughout the journey is available. Or slowing down aircraft en route to avoid bunching of flights close to congested airports.
- » **Capacity** – another area of potential capacity constraints in the future is the emergence and proliferation of other airspace users, such as unmanned aerial vehicles
- » **Noise** – to reduce noise impact on the ground, aircraft operations around the airfield are subject to noise abatement procedures that may reduce noise for a certain neighbourhood but may cause the aircraft to fly an approach or departure that is a less efficient route or accept sub-optimal altitudes.
- » **Airline practices** – flight planning systems need to have the flexibility to benefit from more optimal routes that may be available.
- » **Military** – civil aircraft generally must route around military airspace zones and other types of restricted airspace increasing fuel burn. ANSPs can actively seek cooperation from the military to implement and optimise the Flexible Use of Airspace.
- » **Institutional** – aircraft may take less than optimal routes due to fragmented airspace. Different regions / countries may have different operating procedures, charging mechanisms and require specific hand-over protocols that may lead to less than optimum fuel-efficient routing. These may be resolved by political will.

ACCELERATING OPERATIONAL AND INFRASTRUCTURE EFFICIENCY

In order to support future emissions reductions from operations and infrastructure, several recommendations and actions are proposed:

Action items for the aviation sector

Action item	Description	Timeline	Difficulty level
Work in partnership to re-build air traffic volumes based on perfect flight principles	Air traffic management (with partners): as air traffic starts to grow again following the Covid-19 shutdown, the industry should prioritise perfect flight principles to optimise flight trajectories and operations to be as efficient as possible, rather than implementing these elements as an add-on to capacity-centric thinking.	2020-2024	●●○○○
Full implementation of fixed electric ground power	Airports: introduce fixed electrical ground power and pre-conditioned air at all remaining appropriate aircraft stands.	Possible today	●○○○○
Full implementation of fixed electric ground power	Airlines: put in place procedures for flight crews to always use fixed electrical ground power when parked at equipped stands.	Possible today	●○○○○
Work in partnership to implement assisted taxiing opportunities	Airlines / aircraft manufacturers / suppliers / airports / ground handlers / air traffic management: should investigate opportunities for assisted taxiing (electric taxiing systems, remote taxiing systems and taxiing to runway) to reduce the use of engines for ground movements. Work in partnership to ensure certification and successful deployment in operations.	2020-2025	●●●○○
Full implementation of weight-based efficiency measures	Airlines: make use of all available weight-based efficiency measures: » Tablet computers for flight deck use » Lighter cabin equipment » Lighter seating	Possible today	●●○○○
Full implementation of weight-based efficiency measures	Component suppliers: continue to invest in R&D to develop new cabin equipment which reduces weight and increases efficiency.	2020-2050	●●○○○
Acceleration of full implementation of A-CDM	Airlines / airports / ground handlers / air traffic management: ensure complete use of A-CDM to improve efficiency of airport-based operations.	2020-2030	●●●○○
Full implementation of continuous approach and departure	Air traffic management: where operationally possible, implement more efficient approach and climb-out procedures.	2020-2025	●●●○○
Investigate new approach technologies and procedures at all applicable airports	Air traffic management: performance-based navigation (PBN) and its next step required navigation performance (RNP) provide precise and efficient flightpaths into airports, particularly those in challenging environments. Investigate the opportunities for using these systems to improve the performance of flights at airports (if the investment in technology is warranted by the unique situations at the airports), whilst ensuring engagement with local communities if traditional flightpaths shift.	Possible today	●●●○○

Action item	Description	Timeline	Difficulty level
Full implementation of aerodynamic efficiency opportunities	Airlines: ensure remaining applicable fleet have winglet and other aerodynamic efficiency devices retro-fitted, where appropriate (not all aircraft are eligible, or already have devices included).	Possible today	●●○○○○
Support the implementation of trajectory-based operations	Air traffic management: the establishment of enhanced data sharing will be necessary to enable improved fuel-efficiency management through trajectory based operations (TBO). TBO will unlock harmonised gate-to-gate management of airborne and ground operations (through airport collaborative decision making and air traffic flow management), while maintaining a balance of demand and capacity through the use of new technology and artificial intelligence.	2025-2030	●●●○○○
Work with local communities on new airspace design	Airports / air traffic management: some new airspace design and technology implementation may change the traditional aircraft approach paths to airports and increase or change the impact of air traffic on some communities (whilst decreasing it on others). Whilst these are being implemented to improve climate efficiency, sometimes they lead to changed noise impacts on the residents living around the airport. Working with communities to develop metrics may help prioritise these competing objectives. Community opposition to airspace changes is a difficult road block to implementation.	Possible today	●●○○○○
Collaborate to speed up investigating, testing and certification of new efficiency measures	Whole industry: develop enhanced and faster protocols for evaluating new aviation-specific procedures or technologies. Most new systems, operational procedures or pieces of technology require extensive airworthiness safety testing before being certified for use in real world operations. The challenge of certifying this new capability cost-effectively however, requires closer up-front collaboration with OEMs, avionics suppliers, regulators and operators to seek process improvements wherever possible.	Possible today	●●○○○○
Encourage efficiency action throughout the system	Whole industry: work with employees, crews, engineers and external parties to develop concepts for new efficiency measures in each company.	Possible today	●○○○○○
Increase use of rail for connecting passengers	Airlines: investigate opportunities for increased intermodal operations with rail operators, including through-ticketing options, where opportunities exist (mainly in Europe and parts of East Asia). Airports: work with rail operators and governments to improve connections between terminals and rail stations (preferably step-free and in the same building or under cover connections)	Possible today	●●○○○○
Increase share of passengers reaching the airport by public transport	Airports: work with local authorities and transport providers for simple and seamless connections between public transport and airport facilities.	Possible today	●○○○○○

Action items and policy proposals for governments

Action item	Description	Timeline	Difficulty level
Make military air space flexible use	Large blocks of airspace are controlled by military and are often unavailable for civil operations. A number of States have successfully implemented flexible use of this airspace — handing it over to civil air traffic management when not in use by military and allowing much more direct routing of aircraft. Could reduce emissions significantly over a number of States.	Available immediately	●●○○○○
Implement the ICAO Aviation System Block Upgrades	The ICAO Global Air Navigation Plan (GANP) sets out a series of Aviation System Block Upgrades or technology modernisation projects focused on four performance improvement areas: airport operations; global interoperable systems and data; optimum capacity and flexible flights; and efficient flight paths. The initiatives reflect consensus around the series of technologies, procedures, and operational concepts needed to meet future capacity and ATM challenges. An analysis by ICAO found that if implemented Block 0 and 1 elements would deliver global fuel and CO ₂ savings of between 1.6 — 3.0% in 2025 ⁶⁸ . Governments must carry through implementation plans for this vital project.	Already underway, block 1 technologies are scheduled for 2019-2023	●●●○○○
Develop new systems for regulators to progress on national, regional and global harmonisation of standards	Regulators need to accelerate the change process without sacrificing safety. With closer aircraft manufacturer, regulator and ANSP focused collaboration, the development of guidance material, criteria, and policies for new operational capabilities could likely be reduced from 5-10 years to 3-5 years. Having regulator participation supports the assurance that new investments will be returned in the form of cost savings, capacity enhancements, and other direct benefits.	Possible today	●●○○○○
Encourage and fund comprehensive intermodal planning	Bringing together particularly rail and aviation operations for seamless mobility between transport modes. To be effective, long-haul air passengers should be able to transfer to appropriate rail connections to nearby cities with ease of access (ideally connections in the airport terminal) and on a single ticket. Rail infrastructure expansion should be seamless with airport facilities, where possible, to ensure the greatest uptake by passengers.	Possible today	●○○○○○
Ensure balanced comparison of transport modes	Designing the solutions for the future sustainable mobility of citizens requires a thorough assessment of all environmental aspects for those transport modes which can be complimentary. There is a need to avoid policy decisions made by only looking at one environmental aspect.	Possible today	●●○○○○

Action items and areas for research institutions

Action item	Description	Timeline	Difficulty level
Focus on operational procedure improvements for aviation system	There could be a range of further improvements to airspace utilisation and aircraft ground movements which could be the focus of continuing research efforts: improved efficiency with ATC spacing tools is one example.	From today	●○○○○○

Action items for the energy industry

Action item	Description	Timeline	Difficulty level
Work in partnership with airports to ensure low carbon energy supply	Need to adapt airports and infrastructure for new aircraft designs and new energy requirements (low carbon electricity and/or hydrogen). When the technology is further developed, aircraft manufacturers would have to work closely with airports and other stakeholders to advance the required changes.	From today	● ○ ○ ○ ○ ○

Action items for other stakeholders

Action item	Description	Timeline	Difficulty level
Community and aviation system engagement	Communities in the vicinity of airports are sensitive to noise and emissions from operations at any nearby airports. Their cooperation is essential to enabling growth and enabling new operations at the airport. Local communities need to find representatives that can express community concerns while also appreciating the economic role played by the airport and the aviation industry and recognise the industry goal for reducing CO ₂ and noise.	Possible today	● ● ● ○ ○ ○



DEPLOYING SUSTAINABLE AVIATION FUEL

SINCE JET AIRCRAFT FIRST STARTED FLYING IN THE 1950s, COMMERCIAL AVIATION HAS RELIED ON NEARLY A SINGLE SOURCE OF ENERGY. THIS CHANGED IN JANUARY 2008, WHEN A COMMERCIAL AIRCRAFT WAS OPERATED ON AN ALTERNATIVE FUEL FOR THE FIRST TIME. BY 2011, FOLLOWING YEARS OF SAFETY TESTS AND MUCH CAREFUL SCRUTINY, AIRLINES WERE APPROVED TO FLY PASSENGERS ON A NEW SUSTAINABLE AVIATION FUEL (SAF).

By 2015, the first regular supply of SAF was being delivered to airports and since then a number of new production facilities have been in development or construction. Despite this progress, it is estimated that by 2025, only around 2% of total jet fuel use will be with sustainable aviation fuels⁶⁹. To begin the energy transition towards a complete replacement of fossil fuel with alternative sources in aviation, an acceleration is needed to ensure that the 2% is achieved and rapidly scaled-up.

Whilst the technology exists today and over 250,000 commercial flights have been operated on SAF since certification was granted in 2011, the ability for SAF to contribute to the industry's decarbonisation roadmap is dependent on both the production scale-up of existing certified pathways that now needs to take place and also on new forms of feedstock being developed. There is no question the industry can entirely meet its energy needs in 2050 from a range of renewable sources, but the core challenge is how to completely transition an industry in under 30 years – both economically and practically.

What is sustainable aviation fuel?

Sustainable aviation fuel, a term that generally refers to non-fossil derived aviation fuel, will play a key role in aviation's ability to meet the 2050 carbon goal. Sustainable aviation fuel is characterised by three key elements:

- » Sustainable – Sustainability in this context is defined as something that can be continually and repeatedly resourced in a manner consistent with economic, social and environmental aims, and conserves an ecological balance by avoiding depletion of natural resources.
- » Alternate feedstock to crude oil – It is a fuel for aviation with an alternative feedstock to crude oil. In this case

non-conventional or advanced fuels and includes any materials or substances that can be used as fuels, other than conventional, fossil-sources (such as oil, coal, and natural gas). It is also processed to jet fuel in an alternative manner. Feedstocks for SAF are varied; ranging from cooking oil, plant oils, municipal waste, waste gases, and agricultural residues – to name a few.

- » Fuel – Fuel means jet fuel that meets the technical and certification requirements for use in commercial aircraft.

Sustainable aviation fuels are certified like any other jet fuel before they can be used for regular service. They can be safely mixed with the latter to varying degrees, use the same supply infrastructure and do not require the adaptation of aircraft or engines. Fuels with these properties are called “drop-in fuels” (i.e., fuels that can be automatically incorporated into existing airport fuelling systems).

Moreover, to validly use the term ‘sustainable’ they must meet sustainability criteria such as lifecycle carbon emissions reductions, limited fresh water requirements, no competition with needed food production and no deforestation.

Sustainability criteria are defined at international level through ICAO, by bodies such as the Roundtable for Sustainable Biomaterials, or regionally and locally through schemes such as the European Union's RED II and California's LCFS.

Developing scenarios

A set of scenarios were generated based on two methods. The first took the current expected supply ramp-up trajectory and plotted this out to 2050. The second used a ‘backcast’ analysis from each of the consolidated scenarios to determine the magnitude of the SAF needed to ‘close the gap’ with the goal.

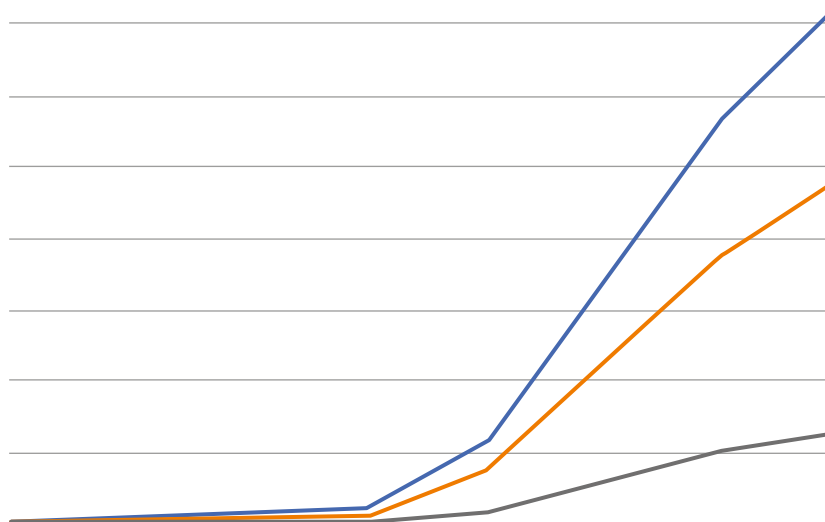
Current status

Since 2011, when SAF was approved for use in commercial flight, there has been a slow but steady increase in the production of SAF. In 2015, the first regular supply of SAF started being delivered to airports. Given the timeline for

financing, offtake agreement negotiations, building consents and construction, the next few years are likely to see a raft of new production facilities come on stream. But despite this ramp-up in supply, it will need to be doubled for the industry to reach 2% of jet fuel use in 2025.

SAF in the next years⁷²

Estimate of annual global SAF production (**central** scenario) from announced and in-production SAF plants. This analysis does not include SAF capacity that has not yet been announced, is in concept stage, nor the impact of aggressive policy support which could double the potential by 2025. The (**high** scenario) represents the full possible output of SAF production already in operation, under construction or in advance planning and financing. Without the correct policy measures, the fuel output could be optimised to go to other forms of transport (**low** scenario), representing the least uptake of SAF (output goes to road transport).



Year	2011-2018	2019	2020E	2021F	2022F	2023F	2024F	2025F
high		34,000	51,000	96,000	562,000	1,632,000	2,806,000	3,571,000
SAF (Metric tonnes)	30,000 (40.4m litres)	23,000 (28m litres)	34,000 (42m litres)	64,000 (80m litres)	376,000 (470m litres)	1,092,000 (1,365m litres)	1,877,000 (2,346m litres)	2,388,000 (2,986m litres)
low		6,000	9,000	16,000	69,000	278,000	479,000	609,000
Tonnes of CO₂ reduced (at 70% ERF)	67,000	49,900	74,900	141,400	831,700	2,415,200	4,151,000	5,283,100
Production facilities	Neste (Singapore)			Fulcrum (USA)	Neste (Singapore – expansion)	SkyNRG (Netherlands)	Velocys (UK)	
	Gevo (USA)			World Energy (USA – expansion)	LanzaTech (North Asia / Europe)	Red Rock (USA)	Total (France)	
	Amyris (Brazil)				UPM (USA)	Diamond Green (USA)	Preem (Sweden)	
	World Energy (USA)					REG (USA)		

How switching to SAF reduces emissions

There are different approaches to measuring lifecycle reductions of CO₂ emissions in SAF, but all come from the basic premise of either using a fuel based on feedstocks that draw in CO₂ as they are produced, recycling CO₂ emissions from waste sources or CO₂ captured directly from the air. The CO₂ emissions from the burning of the fuel in an aircraft engine are not fundamentally different to fossil fuels, but the production of the feedstock takes CO₂ out of the atmosphere, creating a 'loop'. In addition, the use of SAF has sometimes shown to have a small improvement in fuel performance (the slightly higher energy density of SAF had resulted in a smaller fuel burn), as well as benefits in reducing particulate matter emissions, leading to greater air quality performance and possibly even lower contrail formation.

Lifecycle emissions reductions are not generally 100%, given the energy needs to process the raw feedstock into sustainable aviation fuel and transport it to the airport. However, if the production facilities are run on renewable energy and transport is through pipelines or using alternative energy vehicles, the emissions reduction factor can be improved significantly.

The CO₂ reductions possible through a shift to SAF can be accounted for two ways: by the volumes of SAF deployed (the percentage of SAF blended with traditional fuel across the system); and the emissions reduction factor (the lifecycle reduction in CO₂ emissions when compared with fossil jet fuel). For example, one could replace 100% of the fuel needed with SAF that has an emissions reduction factor (ERF) of 10% and you would have a 10% saving in CO₂. Or replacing 10% of the fuel with SAF that has a 100% ERF has the same result. This 'trade space' can be altered over time to give an idea of the volumes of SAF required or the lifecycle CO₂ emissions requirements to meet the same overall CO₂ emissions reductions.

Today's best performing SAF sources have around an 80% ERF, although others are less: the average ERF is likely around 70% today. Over time, the emissions reduction factors will likely

improve and some feedstocks in experimental conditions are even displaying a greater than 100% ERF. These are particularly rotational crops that help sequester CO₂ in the soil as they grow. Additionally, as technologies such as carbon capture and storage mature, the small production inefficiencies of SAF can be further reduced, improving the ERF.

Availability of feedstock

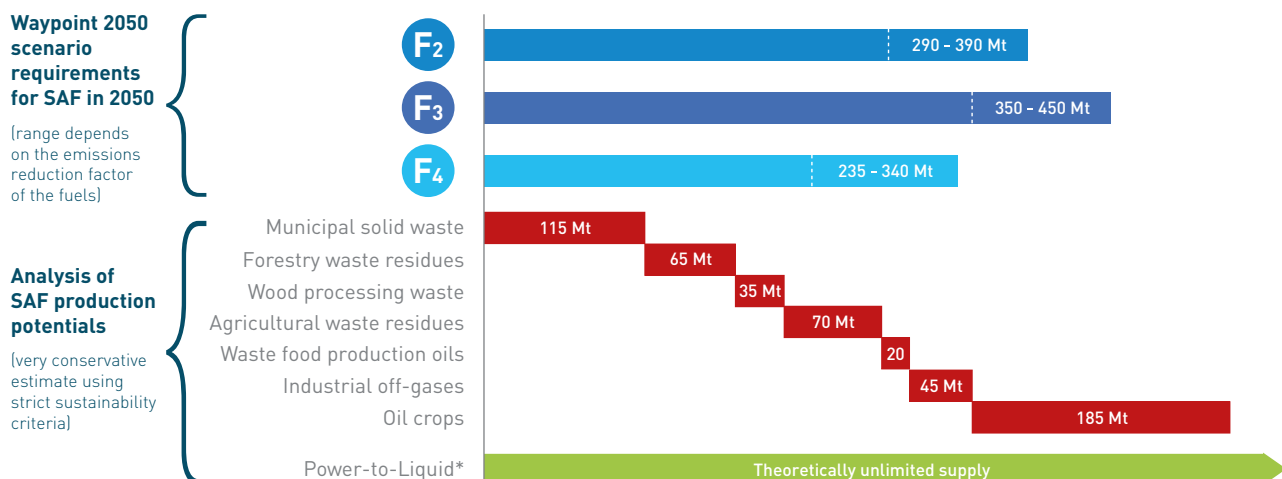
One of the key questions about the use of SAF at scale is whether there is enough source material to generate the required quantities, given the growth in the industry's demand for fuel. Several independent assessments⁷³ have found that, yes, there is enough feedstock from sustainable sources to more than meet the needs of the industry in 2050 and beyond.

Outlined in the table over the next pages and drawing on detailed work for the World Economic Forum's Clean Skies for Tomorrow project, a range of different sources (with appropriate sustainability filters added⁷⁴) show that around 490 Mt of SAF annually could be produced through 'traditional' SAF pathways alone. This analysis does not include SAF sourced from industrial off-gases (around 45 Mt of SAF potential). Power-to-liquid (PtL) has an unlimited potential, although it has not been through flight testing at this stage and comes with challenges to scaling up. The highest need for SAF in the Waypoint 2050 scenarios (outlined in Scenario 2: aggressive SAF deployment) is around 450Mt of SAF in 2050 at a 77% emissions reduction factor.

Sources of SAF

One important aspect of the search for alternative sources of fuel for aviation has been the need to take a 'portfolio' approach to the development of the sector. There is no one single solution, but opportunities exist across different types of feedstock and can be tailored to locally appropriate feedstocks. Some parts of the world may have large amounts of agricultural waste. Others might have municipal waste landfill problems.

Analysis shows there is enough sustainable feedstock to meet demand⁷⁴



* Depends on availability and allocation of renewable energy in the grid, as well as technical potential of PtL as an option for aviation.

	State of development	Global SAF potential per year	Opportunities and challenges
Wastes			
<p>Municipal solid waste (MSW)</p> <p>Following sorting to remove any recyclable components, typical organic MSW can be processed into SAF.</p>	<p>Substantial quantities of MSW exist globally which are not used for energy production and nearly all end up in landfills. A number of MSW feedstock plants are under construction, with the first major facility close to completion.</p>	<p>115 Mt</p> <p>Current ERF: 70%</p>	<p>MSW opportunities are heavily influenced by whether a waste disposal fee exists for depositing MSW into a landfill site. A significant opportunity appears to be imposing MSW disposal costs in countries (often developing) that don't have this.</p>
<p>Forestry waste residues</p>	<p>Opportunities are substantial but tend to be linked to specific regions (such as the Nordics) that have an existing timber or paper industry.</p>	<p>65 Mt</p> <p>Current ERF: 70-80% ⁷⁵</p>	<p>There is a limit to how much forestry residue can be collected based on existing paper or forestry industry economics of collection of material and distance from collection points.</p>
<p>Wood processing waste</p> <p>Woodchips left over from the processing of wood into building materials.</p>	<p>Opportunities exist but tend to be linked to specific regions (such as the Nordics) that have an existing timber or paper industry.</p>	<p>35 Mt</p> <p>Current ERF: 70-80% ⁷⁶</p>	<p>A major opportunity is that the feedstock is typically aggregated, making collection and distribution to a biorefinery straight-forward.</p>
<p>Agricultural waste residues</p> <p>The cellulosic waste left over from agricultural production, for example the stalks and stems of sugarcane.</p>	<p>Agricultural residues represent a significant feedstock opportunity, including in developing nations where they are often burned (creating dangerous air quality issues), but still need to be demonstrated economically at scale.</p>	<p>70 Mt</p> <p>Current ERF: 70-80% ⁷⁷</p>	<p>Challenges are the economic aggregation of residues, or ensuring that residues do not go to other markets, such as feed.</p>
<p>Waste oils from food production</p>	<p>Used cooking oil and tallow are reasonably simple feedstocks, being used in continuous production today.</p>	<p>20 Mt</p> <p>Current ERF: 70%</p>	<p>The major limiting challenge is the supply of used cooking oil and tallow. Aggregation and collection of used cooking oil is efficient. Tallow collection less of an issue as it is concentrated in major meat processing plants, however the potential supply will be limited to match that of meat production.</p>
<p>Industrial off gases</p> <p>Recycling the off gases from steel and other industrial production processes into SAF.</p> <p>(not included in the Clean Skies for Tomorrow analysis)</p>	<p>Carbon monoxide (industrial off gas) is used to produce ethanol, which can be converted into SAF. While the technology is proven, economics result in mostly ethanol being produced at present.</p>	<p>45 Mt ⁷⁸</p> <p>Current ERF: 80% ⁷⁹</p>	<p>Significant quantities of industrial off gases exist, globally, but especially in countries like China and India that have large steel industries — there is very real potential for scale up of this production pathway.</p>

	State of development	Global SAF potential per year	Opportunities and challenges
Biomass			
Oil crops: Carinata Carinata is an oil seed grass that is grown in marginal conditions and can be used as a rotational cover crop in winter.	Carinata appears to be well suited to parts of South America, Australia, and Europe as a rotation crop. It has been used as a HEFA feedstock to power flights already.	185 Mt potential for all rotational cover crops and crops that can be grown on degraded land ERF: variable, 80% up to 100% ⁸⁰	An improvement in life cycle potential is possible, as significant biomass is returned to the soil, potentially allowing for emissions reduction factors greater than 100%. Carinata is well suited to arid land, however the challenge can be the economics of low-density production.
Oil crops: Camelina Mostly produced in Europe and Asia, Camelina is a short-season crop that takes 85-100 days to mature and requires ~10 inches of rain to produce a crop, which can be grown in a wide variety of soil types and conditions.	Camelina has been used to produce SAF and was a key focus of the European FlightPath project.		Well suited to non-productive land, which improves sustainability credentials, but adds an economic challenge for cultivation.
Oil crops: Jatropha Oil crop which grows reasonably well in dry areas on degraded soils that are marginally suited for agriculture, producing countries include Indonesia, Ghana, Madagascar and Brazil.	Trials have taken place in parts of Europe		Well suited to non-productive land, which improves sustainability credentials, but adds an economic challenge for cultivation.
Oil crops: The above is a small selection of the many non-food oil crops that could be explored, with research ongoing into crops such as Pennycress, Macaruba, Agave and Pongamia. The Solaris project in South Africa has been exploring the use of a no nicotine tobacco plant to create sustainable aviation fuel with a 70% emissions reduction factor whilst creating opportunities for traditional tobacco farmers to diversify.			
Oil 'crop': Algae	Micro- and macro-algae has been extensively studied and has great potential, although this feedstock is yet to be developed into commercial-scale facilities. Of particular interest is the ability to grow large amounts of algae with a limited footprint.		More progress needs to be made in the energy consumption of algae cultivation and drying before this becomes a commercially viable source.
Oil 'crop': Halophytes A salt-tolerant plant that grows in soil or waters of high salinity, such as in saline semi-deserts, mangrove swamps, marshes and sloughs and seashores.	Has been proven in test flights to work in aviation at a small scale with a clear opportunity being the lack of requirement for fresh water, implying significant opportunity to use desert land in places like the Middle East.		A limitation will be the potential to scale up into very large production. Could remain a niche supplier.

	State of development	Global SAF potential per year	Opportunities and challenges
Biomass			
D	<p>Cellulosic crops: Miscanthus</p> <p>High yielding energy crop that grows over 3 metres tall, resembles bamboo and produces a crop every year without the need for replanting. Flourishes in subtropical and tropical regions of Africa and southern Asia, grows throughout most of China, Japan and Korea, also common in US.</p>	<p>Potentially a big opportunity, with yields potential of 500 kgs of SAF per hectare of crop but has not been progressed outside of academic modelling.</p>	<p><i>(Refer to top of biomass table)</i></p> <ul style="list-style-type: none"> » Requires further analysis and real-world trials » Could develop growing programmes in ideal terrains as pilot projects » Opportunity to improve the collection and distribution of this feedstock
	<p>Cellulosic crops: Switchgrass</p> <p>Native to the United States and suitable energy crop because of its perennial growth habit, high yield potential on a wide variety of soil conditions and types, compatibility with conventional farming practices, and value in improving soil and water conservation and quality.</p>	<p>Has mainly been a theoretical opportunity so far, but with yield potential of 800kg of SAF per hectare.</p>	<ul style="list-style-type: none"> » Requires further analysis and real-world trials » Could develop growing programmes in ideal terrains as pilot projects » Opportunity to improve the collection and distribution of this feedstock
	<p>Cellulosic crops: Reed Canarygrass</p> <p>Perennial wetland grass, native to parts of the US, Europe, and Asia. It is a cool-season grass that is less productive than warm-season grasses.</p>	<p>Potential SAF yield of 400kg per hectare of crop grown.</p>	<ul style="list-style-type: none"> » Requires further analysis and real-world trials » Could develop growing programmes in ideal terrains as pilot projects » Opportunity to improve the collection and distribution of this feedstock
	<p>Cellulosic crops: The above is a small selection of the many non-food cellulosic crops that could be explored, with research ongoing into a range of other crops.</p>		
Atmospheric CO₂			
<p>Power-to-liquid</p> <p>Using renewable electricity to convert CO₂ (either captured from industrial processes or direct from the air) into SAF. Could be deployed anywhere in the world. Initially likely to be near existing industrial facilities or close to sources of renewable energy.</p>	<p>Early stages of development with lab-scale tests showing the technology works but needs to be further developed. Some parts of the technology process (i.e. Fischer-Tropsch processing) are very mature and in common use.</p>	<p>Potentially unlimited supply Expected ERF: 100%</p>	<p>Significant potential for scale-up and production of nearly 100% emissions reduction when compared to fossil jet fuel. Three major challenges: the maturity of the technology; the availability of hydrogen in sufficient quantities; and most significantly the need for large quantities of low carbon electricity.</p>

Rotational cover crops

A number of options exist for use of so-called rotational cover crops. These crops can be grown in fields normally planted with food crops, but during winter or in years when fields are normally left fallow. This ensures that arable land can continue to grow food and actually benefits the soil – leading to increased yields in the seasons where food crops are grown. These rotational crops help to restore nitrogen in the soils, can sequester carbon dioxide, improve water absorption and reduce erosion and runoff, amongst other benefits.

What was excluded from the analysis?

The analysis on pages 69-72 undertaken for the World Economic Forum-led Clean Skies for Tomorrow project, takes a very conservative approach to assessing the likely opportunities for production of feedstocks. It does not, for example, make use of significant quantities of arable land, reserving them for production of food and only including crops that could be grown as rotational opportunities on 25% of suitable land. It assessed the potential yields from degraded land (including analysis of the amount of degraded land available), but only considered the use of 1% of available degraded land.

Choices

The ability for aviation to complete an energy transition to sustainable aviation fuels relies on a number of factors: the cost of the fuel to airlines is a key consideration, as is the logistical ability for the energy system to make the transition in 30 years. Key to this is the enabling environment: the access for new energy suppliers to capital markets for the construction of production facilities; and policy choices by governments to ensure that aviation is seen as a priority for the use of these feed sources.

Aviation is rightly seen as a 'hard to abate' sector, one of the few parts of the economy which does not have readily accessible low carbon energy options (alongside shipping, heavy duty land transport, steel, plastic and cement production). All other transport has the ability to transfer to electricity or has the ability to turn to alternative energy carriers such as LNG, methanol, DME or hydrogen. Whilst both electricity and hydrogen could be excellent options for short-haul air transport by 2035-2040, long-haul aviation will rely on liquid fuel for many decades and should be seen as a priority user of the feedstock and production potential. The choice lies with governments to set the right policy framework for the use of these sources.

Current approved pathways

Following the first test flight on alternative fuels in January 2008, a collaborative effort was made by engineers, chemists and aviation fuel experts to go through rigorous safety and certification processes to approve the use of SAF in passenger flights across the system. Each pathway needs to undergo a rigorous testing and analysis procedure before being approved by a panel of technical experts from the industry including airframe and engine manufacturers. This process is part of ASTM International, the global standards setting agency for fuels. Once approved, each pathway can be used to generate sustainable aviation fuel which can be blended with fossil fuel and used in flight.

As of publication, there are seven approved pathways, with a further eight in the pipeline for testing and approval over the coming years. Each pathway widens the opportunities for more SAF to be supplied over time. Currently, there is a blending limit of 50% SAF mixed with fossil fuel (some of the processes have a lower blending limit). This is primarily due to a lack of aromatics in sustainable aviation fuel. These particulates help seals to swell inside older aircraft engines and prevent fuel leaks. Newer engines do not have this concern, and SAF has been performance tested at 100% in newer aircraft. While SAF production volumes remain low, a blend limit does not hamper the use of SAF, however, it is expected that the blend limit will eventually increase to 100%.

Ensuring sustainability

From the very first steps towards a new energy source, the aviation sector has agreed that sustainability must be at the core of the transition. Aviation has been able to learn from the mistakes made in first-generation biofuels used in road transport, building systems to avoid these pitfalls. From the beginning, the Sustainable Aviation Fuels Users Group, a committee of airlines, has determined key criteria to ensure best practice in this area. Coupled with the Roundtable on Sustainable Biomaterials (a multi-stakeholder organisation founded by environmental groups and experts in assessing sustainability certification for the bio economy); and the development of standards at ICAO, there is a robust framework for sustainably scaling up SAF.

Sustainability is not just a matter of the choice of feedstocks – it is also how they are collected, cultivated, harvested, processed and transported. Some key sustainability criteria for aviation fuels include the following elements:

- » Will not displace, or compete with, food crops or cause deforestation
- » Minimise impact on biodiversity
- » Produce substantially lower life-cycle greenhouse gas emissions than conventional fossil fuels
- » Will be certified sustainable with respect to land, water and energy use
- » Deliver positive socio-economic impact

As a global transportation sector, aviation needs a harmonised standard to ensure that sustainability criteria are equally applied across the industry. A patchwork of standards would inhibit the development of a commercially viable market. While there are myriad standards in place, both regulatory and voluntary, a critical element will be for aviation fuel stakeholders to enable greater cooperation between standards to increase transparency, decrease the cost of compliance, increase end-user visibility to the biomass, and increase the incentives for next-generation fuel pathways. It is also vital that a unified accounting structure be established to verify the origin and sustainability credentials of these new fuels for aviation. The ICAO CORSIA is expected to be a driver to achieve this.

The development of an accepted set of globally harmonised standards will help ensure that investment is directed at fuels that meet clearly defined and internationally-agreed sustainability criteria, thus minimising this form of risk. Criteria need to be mutually recognised around the world. For aviation, global standards are needed wherever possible, due

Pathways and processes	Feedstock options	Producers using the pathway	Date of ATSM approval	Current blending limit
FT-SPK Fischer-Tropsch Synthetic Paraffinic Kerosene	biomass (forestry residues, grasses, municipal solid waste)		2009	up to 50%
HEFA-SPK Hydroprocessed Esters and Fatty Acids	algae, jatropha, camelina	World Energy / Neste / SkyNRG	2011	up to 50%
HFS-SIP Hydroprocessed Fermented Sugars to Synthetic Isoparaffins	microbial conversion of sugars to hydrocarbon	Amyris / Total	2014	up to 10%
FT-SPK/A Fischer-Tropsch Synthetic Paraffinic Kerosene with aromatics	renewable biomass such as municipal solid waste, agricultural wastes and forestry residues, wood and energy crops	Fulcrum / Velocys	2015	up to 50%
ATJ-SPK Alcohol-to-Jet Synthetic Paraffinic Kerosene [isobutanol]	agricultural waste products (stover, grasses, forestry slash, crop straws)	Gevo / Red Rock	2016	up to 50%
ATJ-SPK Alcohol-to-Jet Synthetic Paraffinic Kerosene [ethanol]	Industrial waste gases, agricultural waste products (stover, grasses, forestry slash, crop straws)	LanzaTech	2018	up to 50%
CHJ Catalytic hydrothermolysis synthetic jet fue	Triglyceride-based feedstocks (plant oils, waste oils, algal oils, soybean oil, jatropha oil, camelina oil, carinata oil and tung oil)	ARA / Euglena	2020	up to 50%
HHC-SPK High Hydrogen Content Synthetic Paraffinic Kerosene	Biologically-derived hydrocarbons such as algae	IHI World	2020	up to 10%

to operational routing of aircraft, common global equipment and worldwide fuel purchasing requirements.

Building a new industry

Sustainable aviation fuel not only brings environmental benefits for aviation, but it can also foster the development of a new industry. Given the diversity of feedstocks that aviation is considering, there are few places that could not support some development of a new, sustainable, energy industry. These can range from growing large quantities of jatropha, halophytes or camelina in the most appropriate environments, to establishment of algae farms on land or off-shore, to biofuel facilities in cities utilising municipal waste. By bringing the aviation industry, government, energy, agriculture and academic expertise in a country or region together, as it is already successfully done in multi-stakeholder initiatives, industry can analyse the optimal opportunities that exist in each country for aviation biofuel production, including the most effective feedstock sources and infrastructure requirements.

Can it be scaled-up?

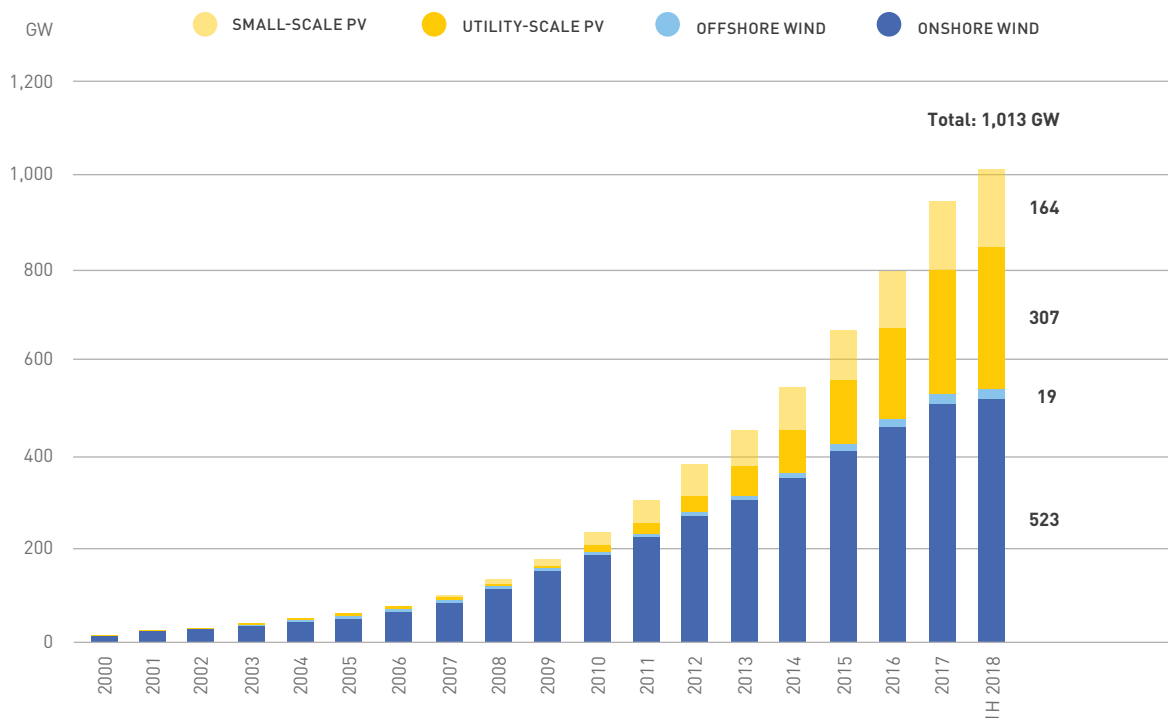
Given unlimited resources, the analysis shows that there will be enough feedstock available to completely shift to SAF for aviation⁸¹, however, can that be achieved in the next 30 years? It is instructive to look at other forms of renewable energy to see what trajectories have been observed.

Ethanol is one such illustration, with production increases in Brazil and the United States (which together produce 85% of the first-generation biofuel) having been driven by policy incentives in both countries: the Pro-Álcool programme and Renewable Fuel Standard which both required minimum blending into transportation fuels. Over 100 billion litres of ethanol was produced globally in 2016.

Biodiesel production in the United States increased substantially between 2001 and 2016, with over 8 billion litres being produced per year at its peak.

Since 2000, wind and solar capacity has increased 65-fold, with advances taking place at a speed which has defied forecasts⁸². Whereas the first 1,000 gigawatts of wind and solar required an estimated \$2.3 trillion of capital spend, BloombergNEF estimates reaching 2,000 gigawatts will only cost \$1.23 trillion, set to take place before 2024.

Global wind and solar installations, cumulative to June 30, 2018



Analysis shows the comparison of the expected and/or required trajectories of quantities of SAF under the W2050 project along with;

- » the global ethanol production where the 1980 year shifted/matched to 2025 for aviation SAF forecast levels.
- » US biodiesel with the production in 2012 shifted/matched to 2025 for aviation SAF forecast levels.

Historical trends for alternative fuels from other sectors (e.g., ethanol and biodiesel) are in line with low W2050 scenario for SAF based on a linear extrapolation of current SAF production forecast through 2025. It is also important to consider the steepness of the slopes (i.e., growth rate) of quantities of alternative fuels. Between 2010 and 2016 when market conditions were strong, US biodiesel grew at an average CAGR of more than 40%. US ethanol had CAGR of 18% between 2001 and 2010. In comparison, under a mid-scenario, the growth rate of quantity of SAF from 2025 to 2035 is in the order of 22% per annum. It is also important to consider the geographical scope of these markets where the W2050 scenarios envision global mobilisation of multiple pathways, rather than just a few nations and one technology as illustrated with the ethanol and biodiesel precedents.

Scaling up power-to-liquid

There is a considerable opportunity in the development of the power-to-liquid option for SAF development. Assuming the technology is progressed and the cost significantly reduced, PtL could make a significant contribution to the portfolio of different pathways for SAF production and its scalability

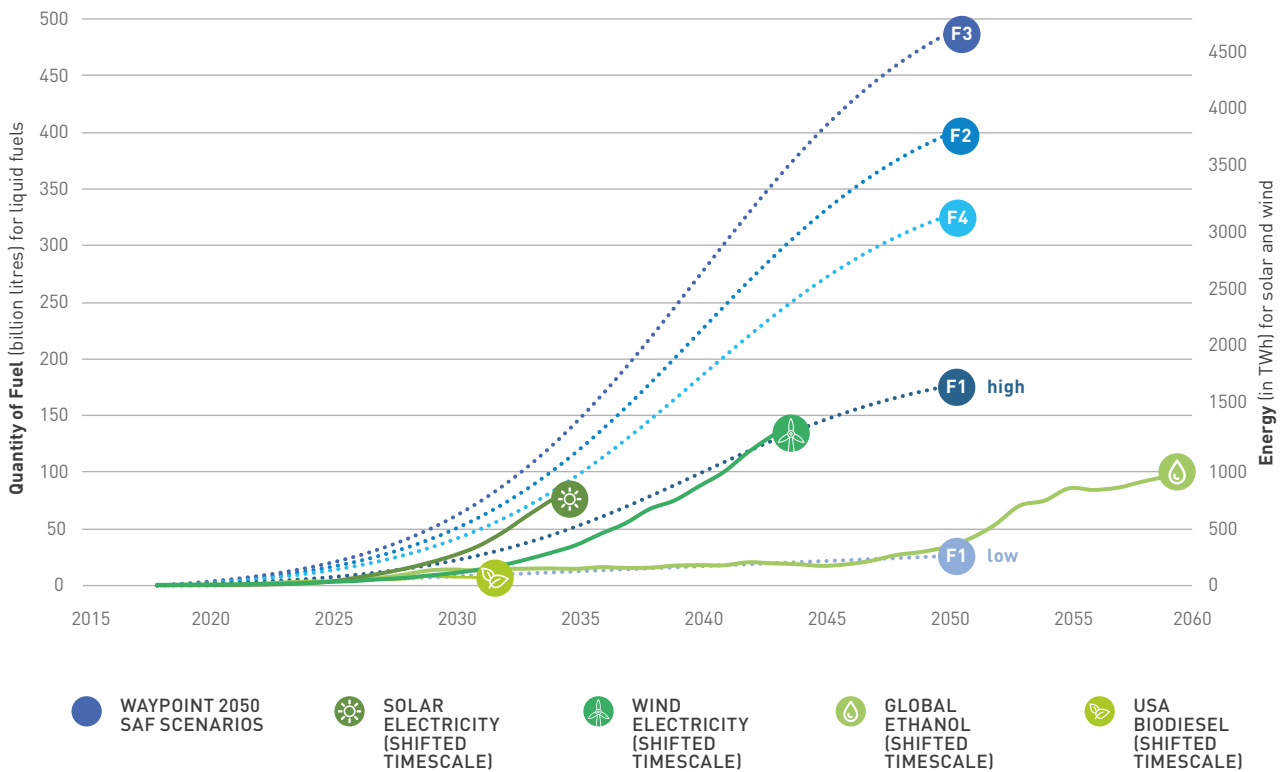
is theoretically unlimited. The cost of the resulting fuel will be a core driver of airline demand, but perhaps the biggest challenge is the requirement for renewable energy supply.

Scaling up renewable energy to provide for the production of aviation fuel will require significant investment in solar, wind and possibly nuclear capacity. At the same time, the world needs to shift existing electricity to renewable or low carbon sources (currently, just 36% of global electricity is produced from low carbon sources⁸⁷). The cost of electricity from these sources is rapidly declining – particularly solar and wind – and the share of electricity supply from these sources is increasing⁸⁸, but not currently fast enough to meet the climate goals set by the Paris Agreement. Some estimates suggest these low carbon sources will generate around 50% of global electricity in the latter years of the 2020s⁸⁹.

The push to develop PtL as an option for aviation will need to take place in this environment and could either be seen as an additional driver for increased acceleration in renewable and low carbon electricity supply throughout the economy, or a less important user of the resource than other transport modes and users. However, as the rest of the economy shifts to low carbon electricity, liquid fuels for aviation could be a longer-term user of this energy supply. Given current trajectories⁹⁰, there do not appear to be concerns with capacity constraints for renewable electricity by 2050.

Scaling up the production of SAF is going to be a challenge, but not insurmountable

Waypoint 2050 sustainable aviation fuel scenarios are placed in context of the historical evolution and ramp-up of other alternative sources of energy (global ethanol production⁸³, USA biodiesel production⁸⁴, solar electricity generating capacity⁸⁵, wind electricity generating capacity⁸⁶). Given that the SAF scenarios represent forecasts from 2019-2050 and the alternative sources of energy are based on historical data, timescales for the alternative sources of energy were shifted to align to an arbitrary year (2025) for the purpose of analysis and illustration. The historical evolution of quantities of global ethanol production and USA biodiesel represented in terms of volumes (in litres in a given year) without conversion to equivalent energy. Global solar electricity and wind electricity are represented on the right-hand scale (in TWh in a given year) aligned with the equivalent energy from jet fuel. The SAF volume of 3.5 billion litres in 2025 corresponds to approximately 1980 production levels of global ethanol, 2012 production levels of USA biodiesel, 2010 energy level from solar and 2000 energy level from wind. The industry believes that it can reasonably reach twice this level of SAF production in 2025 (i.e. around 7 billion litres).



What will be the cost of the energy transition?

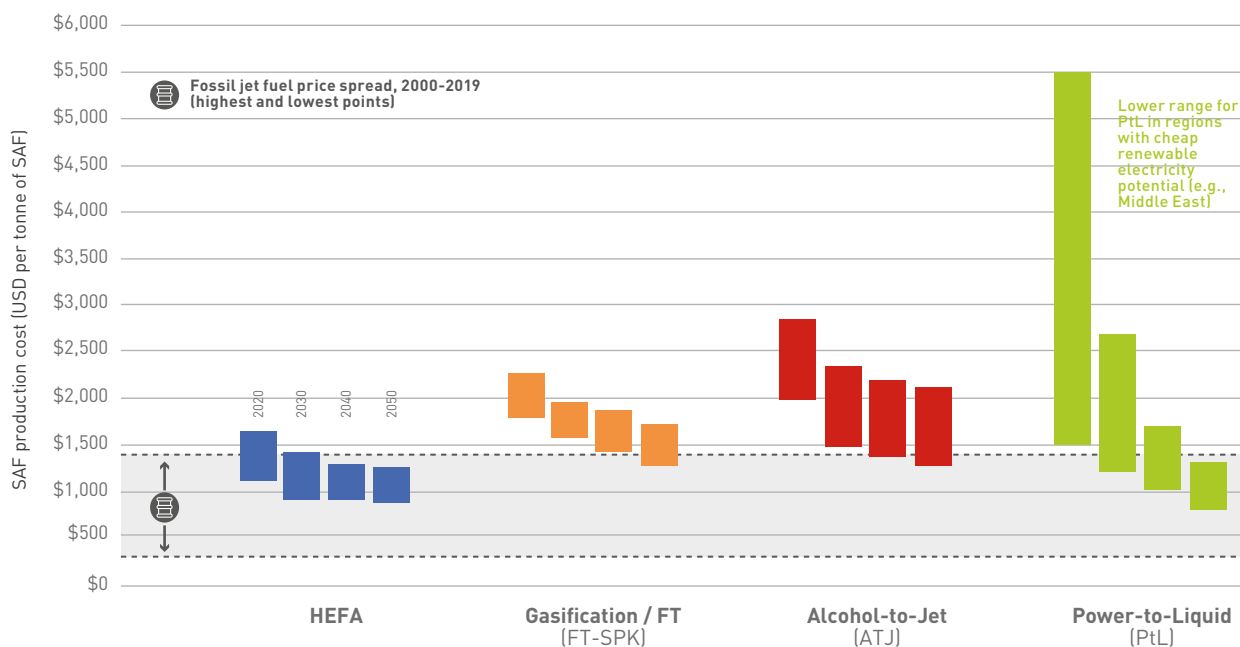
Despite the current cost of SAF being around 2-3 times that of fossil jet fuel, analysis shows that, over time, the cost of sustainable aviation fuel from a variety of sources has the opportunity to reduce significantly. When the cost of carbon is included, this could come within an acceptable margin of fossil jet fuel. The full cost of the transition is not currently known, but it will require significant capital expenditure⁹¹

over the course of the next 30 years, although the capital costs should be able to be borne by the financial markets as long as there is a market for SAF. As a point of comparison, global energy companies spent around \$500 billion in 2019 on capital expenditure⁹¹. And Governments provide \$317 billion in fossil fuel consumption subsidies (around \$4.4 trillion in subsidies over the last decade)⁹².

It is clear that government support will be needed in the 2020-2030 period to set up the basis for the long-term energy transition for air transport.

Costs will come down as supply and technology improves⁹³

Indicative analysis as part of the Clean Skies for Tomorrow project for a selection of SAF pathways at a global level shows that costs will be able to reduce, mainly driven by economies of scale and some feedstock input reductions. There are a range of costs displayed showing a spread for different feedstock types. This should also be seen in the context of historical jet fuel costs, which have fluctuated significantly in the past 20 years. Future oil prices are unknown. Adding in the cost of carbon (not in this graph) can also reduce the future differential between SAF and fossil jet fuel, but it is clear that government support in the next decade can make all the difference to the long-term availability and uptake of SAF.



SAF pathway	Feedstock types	Projections	Share of jet in product output
HEFA	<ul style="list-style-type: none"> » Rapeseed oil » Oil cover crops » Soybean oil » Crops on degraded land » Used cooking oil » Tallows and fats 	A reduction in costs of around 22% from 2020-2050, driven mainly by a decline in hydrogen costs (one of the components of SAF production). Feedstocks cost stays steady throughout period, but a decline in operating and capital expenditures comes with economies of scale.	46% Could go up to 90% if maximised
ATJ	<ul style="list-style-type: none"> » Cover crops » Forest residues » Agricultural residues » Municipal solid waste 	A reduction in costs of 31-32% from 2020-2050, driven by feedstock cost reductions, operating and capital expenditure improvements.	77%
FT-SPK	<ul style="list-style-type: none"> » Cover crops » Forest residues » Agricultural residues » Municipal solid waste 	A reduction in costs of 25-30% from 2020-2050, driven by expected strong capital expenditure between 2025 and 2030 when technology is fully proven and starts to commercialise. Addition of carbon capture and storage to the process would reduce CO ₂ emissions significantly (including to negative emissions) but increase the fuel cost by around 6%.	60%
PtL	<ul style="list-style-type: none"> » Electricity, carbon captured from the air 	A reduction in costs of 49-67% from 2020-2050, driven by cost of hydrogen coming down and the cost / availability of low carbon electricity.	60% Can be maximised to 80-90%

ACCELERATING THE ENERGY TRANSITION

Progress has been made in the development and deployment of SAF over the past ten years. However, to reach levels of SAF required, both further technological development and improved economics are needed, quickly.

There is a key role for policy frameworks at this crucial early phase of SAF industry development. Without a supportive policy landscape, the aviation industry is unlikely to scale up biofuel consumption to levels where costs fall and SAF becomes self-sustaining.

Few industries are as competitive as aviation. This produces excellent outcomes for state economies and consumers. Producer surplus has historically trended below the weighted average cost of capital meaning both consumers and national economies receive the benefits of aviation below the true cost. The impact of this situation is the aviation sector is often cautious when making a business decision involving unquantified risk or potentially subjecting an airline to a competitive disadvantage. Hence, airlines need encouragement to use SAF from an early stage.

Such incentives are necessary at this early stage of development to close a production cost gap and allow the capacity of SAF production to increase. But incentives are not expected to be a permanent feature of this energy sector, as learning-by-doing and economies of scale bring production costs lower and remove the gap between SAF and fossil fuels. Policy is a temporary gap-filler to assist the economics of SAF production reach self-sustaining profitability and scalability.

The aviation industry has committed to ambitious goals for reducing emissions. SAF is an important part of the plan to reach these goals and the industry and its partners have made significant progress. There is confidence that SAF can be a very significant part of every airline's future. From policymakers, the industry is looking for the right set of legal, fiscal and policy responses to ensure this new energy stream can be incorporated into business as usual as quickly as possible.

Action items for the aviation sector

Action item	Description	Timeline	Difficulty level
Get started by doing a first test flight	Airlines should begin with taking part in test flights and getting used to the process to deliver and use SAF, before looking into long-term agreements. Whilst doing a single flight on SAF will not change the world in a macro sense, getting the experience from a logistical and internal coordination perspective is a valuable stepping-stone to larger involvement.	Possible today	●●●○○
Make substantial and bold SAF offtake agreements at an early stage	Airlines must be willing to take a long-term view and invest in SAF offtake agreements at an early stage. Several airlines have made important investments in this area, but a lot more will be needed.	Will take a 2-3 years	●●●●○
Show leadership to set up the policy infrastructure needed for SAF acceleration	Provide industry leadership on best practice concerning: sustainability standards, accounting procedures, logistics, communication, effective policy and business case development.	Possible today	●●○○○
Make the case to governments and the finance community for SAF	Ensure aviation can opt-in to existing ground transport policies and build understanding for the importance of directing feedstock towards hard to abate sectors such as aviation.	Possible today	●●○○○

Action items for the aviation sector

Action item	Description	Timeline	Difficulty level
Provide support to airlines for SAF projects in local areas	Airports: whilst most airports are not involved first-hand in fuel purchasing (or distribution), the support of airports in helping to develop local SAF opportunities for airline partners and promote smart government policy can be invaluable.	Possible today	●●○○○
Join SAFUG or the RSB	The Sustainable Aviation Fuel Users Group and / or the Round Table on Sustainable Biomaterials are key fora to ensure that the energy transition takes place in a robust and sustainable way.	Possible today	●○○○○
Bring passengers and major customers on board	Allow passengers and corporate customers to take part in direct SAF purchases through your booking engine — paying the difference between the cost of SAF and fossil jet. This has proven to be a popular option for a couple of airlines that offer it, allowing passengers to ensure they are making a difference in a robust way.	Could take 2-3 years	●●●○○
Foster research to explore the feasibility of augmenting the maximum blend rate usable during regular service	While the maximum blend rate is today set at 50%, it may be technically feasible to augment it to allow flying with 100% SAF.	By 2025	●●●○○

Action items and policy proposals for governments⁹⁴

Action item	Description	Timeline	Difficulty level
Clean energy transition push across government	Commit to supporting an energy transition through significant investment in sustainable aviation fuels. This can help drive new energy industries and re-use refining and other infrastructure.	Required from today	●●●●○
Pursue partnerships for SAF scale-up	Launch SAF partnership and cooperative projects bringing together local aviation industry stakeholders, energy suppliers, research institutions and potential feedstock suppliers.	Possible today	●●○○○
Pursue partnerships for SAF scale-up	Engage in public-private partnerships for sustainable aviation fuel production and supply.	2020-2025	●●○○○
If putting in place a market-based measure, invest a portion in SAF	As global and regional market-based measures are adopted, Governments should invest a portion of the funds collected in SAF and SAF R&D that accelerates the sector's path to reducing CO ₂ .	Available today	●○○○○
Prioritise aviation (and other hard-to-abate sectors) as a user of alternative fuel	Set priorities for the sustainable energy mix in your country to ensure that the right type of low carbon energy is developed for each sector — aviation does not have alternatives at this time, particularly for long-haul operations and so should be seen as a priority user of feedstocks for liquid fuels.	Possible today	●●○○○

Action items and policy proposals for governments⁹⁴

Action item	Description	Timeline	Difficulty level
Prioritise aviation (and other hard-to-abate sectors) as a user of alternative fuel	Road transport has historically had more advantages for feedstock use, making aviation use of these resources uneconomical — this situation should be reversed.	Possible today	●●○○○○
Explore potential for SAF development at a national or regional level	Undertake local supply opportunity audits to investigate where potential SAF could be developed.	2020-2025	●●●○○○
Support innovation into new energy alternatives	Support sustainable aviation fuel R&D and demonstration plants with academic and research organisations across the range of feedstock sources.	2020-2040	●●○○○○
Support development of SAF production	Attract capital to expand SAF capacity through loan guarantee programmes for construction of SAF production facilities (de-risking the early investment anxiety for new technologies).	2020-2035+	●●●○○○
Support development of SAF industry	Direct research and development activities for local SAF production pathways and new energy industries.	2020-2025	●●●○○○
Support development of SAF industry	Commit to policy certainty, or, at a minimum, policy timeframes that match investment timeframes.	2020-2030	●●○○○○
Demonstrate leadership	Commitment for government travel to be undertaken on SAF, either directly or through book-and-claim options initially.	Possible today	●●○○○○
Demonstrate leadership	Adopt globally-recognised sustainability standards and work to harmonise global standards.	2020-2025	●●○○○○
Demonstrate leadership	Encourage user-friendly sustainable aviation fuel accounting methods and work to harmonise global standards.	2020-2025	●●○○○○
Provide incentives for airline use of SAF	Make SAF zero-rated under carbon taxation or other market-based measures, if they are being developed.	2020+	●●●○○○
Blending or production incentives for SAF producers or suppliers.	Ensure existing policy incentive frameworks, often designed for ground transport, also include aviation and evaluate higher incentives for aviation over ground transport which has other energy alternatives.	2025+	●●○○○○
Take a global leadership role in managing the aviation energy transition.	Showcase Government action at a regional and global level by championing SAF opportunities with other governments and at ICAO.	2020-2030	●●○○○○

Action items and areas for research institutions

Action item	Description	Timeline	Difficulty level
Implement SAF research programmes	<p>Research needs to accelerate in several areas:</p> <ul style="list-style-type: none"> » Technology pathways (for example, power-to-liquid fuel opportunities) » Feedstock yields for crop feedstocks » Lifecycle improvements for all feedstock types » Completely new sources of liquid SAF » Production pathway efficiency improvements 	2020-2040	●●●○○

Action items for the energy industry

Action item	Description	Timeline	Difficulty level
Demonstrate commitment to SAF at an early stage	Divert funding to sustainable aviation fuel production and deployment from fossil fuel extraction and capital expenditure	Required today	●●●●●

Action items for the finance community

Action item	Description	Timeline	Difficulty level
Focus funding on SAF opportunities worldwide	Regional and multilateral development banks can play a proactive role in developing a SAF industry, helping to finance production and bring costs down. Of particular importance to the multilateral development banks is the job creation opportunities that exist in new energy economies, alongside the climate upside.	Possible today	●●○○○

Action items for other stakeholders

Action item	Description	Timeline	Difficulty level
Other transport modes should prioritise best available energy options	Other transport modes which have existing alternative energy sources should focus efforts on shifting to sources like electricity and hydrogen, leaving liquid alternative fuel sources for harder-to-abate sectors (such as aviation).	2020-2035	●●●●○

OFFSETTING / INVESTING IN OUT-OF-SECTOR CARBON REDUCTION MEASURES

IN THE EVENT THAT CONTRIBUTION FROM TECHNOLOGY, OPERATIONS AND INFRASTRUCTURE IMPROVEMENTS AND EMISSIONS REDUCTION FROM SUSTAINABLE AVIATION FUEL ARE NOT ENOUGH TO MEET THE 2050 GOAL, THERE COULD BE A NEED FOR THE INDUSTRY TO COMPENSATE REMAINING EMISSIONS THROUGH 'OFFSETTING'.

This section provides some background on the status of carbon markets and potential evolutions, including considerations of sources of offsets by 2050 that may be different from today's. The use of offsetting, a market-based measure or out-of-sector carbon reductions can be used as part of the method to meet the industry goals, depending on the availability of sustainable aviation fuels. In each of scenarios 1-3, Waypoint 2050 has identified the need for a particular quantity of sustainable aviation fuel to meet the goal, however this CO₂ reduction could also be fulfilled with offsetting, depending on the cost of available offsets at the time, vs the cost differential of SAF and fossil jet fuel.

There are very few forecasts for the types of offsets that will be available in 2050. The offset markets that exist today through global instruments such as the United Nations Clean Development Mechanism (CDM) are enabling funding of carbon reduction projects across the world. This 'low-hanging fruit' should, in theory, have all been funded before 2050 and will no longer be available. However, there are a number of mechanisms that will still be available, or will likely come to maturity over the coming decades. In this section they are broadly referred to as 'offsetting', meaning they offset the remaining emissions generated by air transport through 'out-of-sector' projects to compensate for unavoidable CO₂ emissions in aviation.

International carbon pricing mechanisms under the Paris Agreement

Article 6 of the Paris Agreement provides for voluntary cooperation among countries for the implementation of NDCs to allow for higher climate ambition, promote sustainable development, and promote environmental integrity:

- » Article 6.2 covers cooperative approaches, where Parties could opt to meet their NDCs by using internationally transferred mitigation outcomes (ITMOs).
- » Article 6.4 establishes a mechanism for countries to contribute to GHG emissions mitigation and sustainable development. The emission reductions can be used to meet the NDC of either the host country or another country.

Several key questions remain, for example there is a lack of clarity on key issues related to Article 6 and the transition of existing CDM projects and associated methodologies. These were due to be decided over the last several United Nations Framework Convention on Climate Change (UNFCCC) Conferences of the Parties (COPs), but there has been little progress in these international negotiations and the delay of COP26 has pushed resolution back further.

Carbon pricing policies are sometimes considered to be effective to incentivise carbon reduction roadmaps, to foster the entry into service of new technologies and allow the development of sustainable aviation fuels for example. Carbon pricing mechanisms already exist for the aviation sector. This is why the sector supports a rapid implementation of the ICAO CORSIA, the first global market-based measures that apply to an entire sector.

But it is important that a balance is struck between incentivisation policies on one hand and the inability of airlines to have sufficient funding to invest in more efficient aircraft and sustainable fuels on the other.

Current sources of offsets

Over the last few years an array of CO₂ products has become available. Carbon credit products are also evolving and developing especially under the Paris Agreement. An important distinction is between projects in the voluntary (or nonregulated) market, which generate offsets called VERs (Verified – or Voluntary – Emission Reductions), and projects in the Kyoto (or regulated) market, which generate offsets called CERs (Certified Emission Reductions). A key difference is that VERs rely on third party verification while CERs are formally certified under Kyoto rules. Different quality standards can apply to VERs and CERs.

Current sources of offsets or type of projects cover a wide range of sources;

- » Energy efficiency including offsets from more efficient stoves, more efficient power generation, light bulb replacement, use of 'waste' energy in co-generation.
- » Renewable energy such as wind turbines, hydroelectricity and solar, thermal and photovoltaic systems.
- » LULUCF (Land Use, Land Use Change and Forestry), including avoided deforestation, reforestation of former forest areas, afforestation of new areas, other types of land use projects.
- » Industrial greenhouse gas offsets, including reduction of emissions and/or destruction of hydrofluorocarbon, compounds (HFCs), reduction of emissions and/or destruction of nitrous oxide (N₂O),
- » Methane (CH₄) capture and use in energy generation e.g., from landfills, from mines and from anaerobic digestion of, for example, livestock wastes.

ICAO's CORSIA

In 2016, governments meeting at ICAO agreed to establish the world's first climate pricing mechanism for any single global sector. The Carbon Offsetting and Reduction Scheme for International Aviation (CORSIA) will offset about 80% of the growth in international aviation CO₂ emissions from the end of 2020. CORSIA is intended to offset the growth in emissions from international aviation, which is not covered under the Paris Agreement. Like the Paris Agreement, CORSIA is initially a voluntary scheme, with States deciding if their country will be included. In later years, it is mandatory for all but small and developing countries.

CORSIA does not cover domestic air transport services, as these are subject to national action under the 'nationally determined contributions' outlined in the Paris Agreement. However, if countries are wishing to implement market-based measures for domestic aviation, the industry strongly urges them to use the CORSIA template to design their systems.

In order to address the concerns of developing States and to take into account the special circumstances and respective capabilities of States, CORSIA will be implemented in phases, illustrated above. From 2021 until 2026, only flights between volunteering states will be subject to offsetting requirements.

From 2027, all flights will be subject to offsetting, with the exception of flights to/from Least Developed Countries (LDCs), Small Island Developing States (SIDS), Landlocked Developing Countries (LLDCs) and small aviation markets, unless they volunteer to participate.

The ICAO process also includes a robust mechanism to ensure the offsets used in CORSIA bring about real reductions in CO₂ emissions. In the past, a number of questionable offset schemes have not delivered on the emissions reductions they promised. The emissions units that can be used by airlines under CORSIA will be decided by a group of government-appointed technical experts based on several criteria that have been approved by the ICAO Council. The criteria for emissions unit integrity include:

- » Are additional

- » Are based on a realistic and credible baseline
- » Are quantified, monitored, reported and verified
- » Have a clear and transparent chain of custody
- » Represent permanent emissions reductions
- » Assess and mitigate against potential increase in emissions elsewhere
- » Are only counted once towards a mitigation obligation
- » Do no net harm

Criteria for emissions unit programme design:

- » Clear methodologies and protocols and their development process
- » Scope considerations
- » Offset credit issuance and retirement procedures
- » Identification and tracking
- » Legal nature and transfer of units
- » Programme governance
- » Transparency and public participation provisions
- » Safeguards system
- » Sustainable development criteria
- » Avoidance of double counting, issuance and claiming

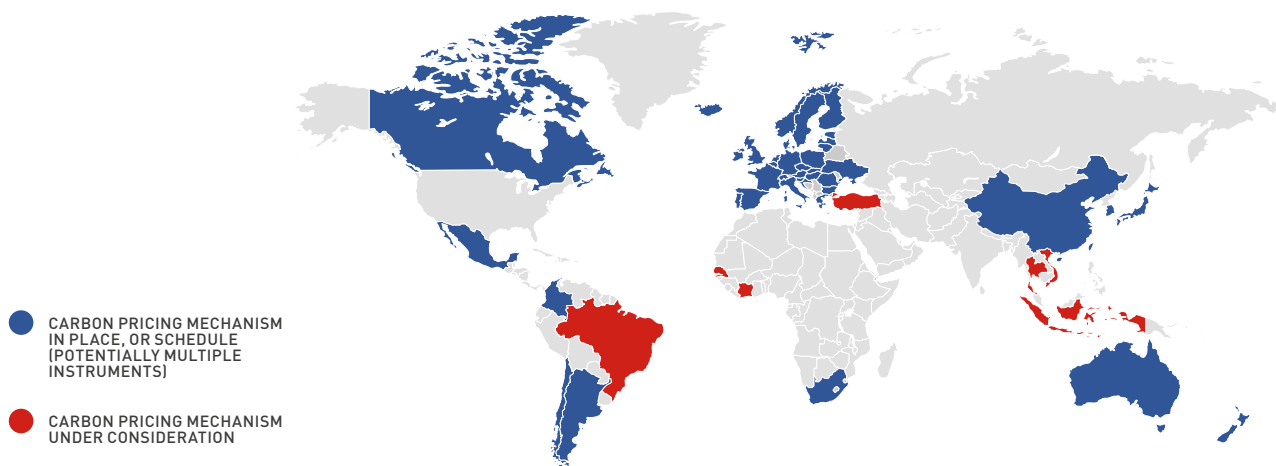
Currently, CORSIA is expected to last until around 2035, with regular reviews of the performance of the system during this lifespan. As emissions reduction opportunities are deployed across the sector to bring down emissions, they may be complemented by an appropriate global market-based measure from 2035 forward.

Existing carbon pricing mechanisms at a regional, national and sub-national level

From next year, there will be 61 carbon pricing initiatives (taxes and emissions trading schemes being the most common) implemented or scheduled for implementation around the world, covering 46 national jurisdictions and 32 subnational jurisdictions. These initiatives cover 12 GtCO₂e, representing 22% of global GHG emissions. They collectively raised \$45 billion in carbon pricing revenues in 2019⁹⁵.

Simplified map showing countries where carbon pricing mechanisms have been introduced⁹⁶

In some of these States, multiple instruments have been (or are scheduled to be) implemented – on a regional level or city level. These include predominantly taxes and emissions trading schemes. In addition, for international aviation, CORSIA has been implemented at a global level.



Offsetting's evolution

While the projects described in the section above cover a wide range of current sources, the sources of offsets could change significantly in the future. Historically, offsets were based on avoidance of emissions compared to a 'business as usual' or baseline scenario. In the future and given the emissions levels required to meet climate change mitigation goals or ambitions, sources of offsets would need to change dramatically. Future technologies such as carbon capture and storage (CCS), direct air carbon capture and sequestration (DACCS) resulting in the removal of CO₂ could form the basis for viable offsets.

This section describes a non-exhaustive range of potential technologies that could form the basis for offsets in the 2040+ time frame (if needed).

It is worth noting that in the Intergovernmental Panel on Climate Change SR15 Report on meeting the 1.5°C challenge, three of the four pathways include CCS and bioenergy with CCS (BECCS) as necessary mitigation technologies. The Paris Agreement calls for a balance between anthropogenic sources and removals by natural carbon sinks. Put another way, in order to meet the 1.5°C stretch goal of the Paris Agreement, there will need to be some type of carbon sink if CO₂ emissions across the economy continue to grow until around 2030. These can be through a range of measures that will still be available in 2050 to offset emissions that have not been able to be reduced.

2050 offsets: direct air carbon capture and sequestration

Direct air capture (DAC) is a nascent technique in which CO₂ (and potentially other greenhouse gases) are removed directly from the atmosphere. The current technique uses large fans that move ambient air through a filter, using a chemical adsorbent to produce a pure CO₂ stream that could be stored or re-used. Significantly, unlike traditional carbon capture technologies, it removes CO₂ from the atmosphere, rather than being attached to a power station or other source of emissions. This means it would remove emissions from diverse sources, including air travel.

The facility developed by Climeworks⁹⁷ can reduce CO₂ by 90% from the CO₂ captured in the machine. To have any significant effect on global CO₂ concentrations, DAC would need to be rolled out on a vast scale – perhaps up to 30,000 large DACs facilities would capture some 30Gt of CO₂ per year (or up to 30 million small scale plants by the end of the century)⁹⁸. This scale-up would require:

- » significant renewable energy resources to power the plants;
- » a production and then disposal system for the chemicals used in the process;
- » storage sites for the CO₂ removed from the atmosphere (either in geological formations such as empty oil reserve voids where it turns into stone through natural processes); or
- » re-use as a product – as a feedstock for new fuels (see the SAF section on power-to-liquid), or as part of enhanced oil recovery in the fossil fuel industry.

Currently, there is one demonstration facility near Zurich owned by Climeworks, and another by the same company in Iceland. Carbon Engineering⁹⁹ also operates a pilot plant in British Columbia. In addition, there are several companies

that have developed small-scale capture units, with numerous research projects also underway.

The costs of removing CO₂ from the atmosphere using direct air capture is currently priced at around \$600 per tonne of CO₂. With improvement in technology expected to decrease this cost to \$100-\$200 per tonne of CO₂ in 2025-2030 and perhaps further after that. Direct air capture, although a nascent technology, could provide a valuable way to reduce and perhaps even reverse current global CO₂ emissions pathways, but it needs to be proved at scale if it is to be available to hard-to-abate sectors such as aviation as an offsetting option.

DAC, should it work at scale and be able to be deployed across the world, could be an important part of the global effort to tackle climate change.

2050 offsets: forestry and natural climate solutions

It is estimated some 15-20% of the world's greenhouse gas emissions come from deforestation – often undertaken for economic development reasons (such as logging or farming). The move to use forestry as a source of carbon credits – in effect paying the opportunity cost for nations or communities which would otherwise profit accrue economic benefits from the deforestation – has been investigated for many years and is under discussions at the UN as part of the Paris Agreement. Already, forestry projects have made up 42% of all credits issued in the last five years¹⁰⁰, but there are challenges: ensuring that the forestry protection is permanent and looking after indigenous communities rights are just two areas that must be considered. The accounting framework for the international transfer of credits must also be decided on. But protecting existing tropical and other forests is a key component of international efforts to prevent climate change and, if developed with consideration, this could be a significant source of carbon credits in the coming years.

Moreover, there is increasing pursuit of other natural climate solutions which could not only prevent CO₂ emissions, but actually remove CO₂ from the atmosphere. Reforestation (planting trees) is tried and tested – although must also come with safeguards to ensure that trees planted do grow to maturity and this process also takes a long time. Rehabilitation of peatlands, for example, which cover 3% of the earth's surface, could provide significant carbon sinks. Around 15% of the world's peatland has been drained, a process which emits some 1.3 Gt of CO₂ per year¹⁰¹. By rehabilitating these natural carbon sinks, CO₂ in the atmosphere will also be reduced.

At this stage, the scale of the 2050 potential from these natural climate solutions is unknown, although estimates suggest up to 11.3 billion tonnes of carbon could be reduced annually through such measures¹⁰².

2050 offsets: carbon capture and storage

Carbon capture and storage (CCS) is a technology that can capture up to 90% of the CO₂ emissions produced from the use of fossil fuels in electricity generation and industrial processes, preventing the carbon dioxide from entering the atmosphere. Furthermore, the use of CCS with renewable biomass is one of the few carbon abatement technologies that can be used in a 'carbon-negative' mode – actually taking carbon dioxide out of the atmosphere.

The CCS chain consists of three parts:

- » capturing the carbon dioxide,
- » transporting the carbon dioxide, and
- » securely storing the carbon dioxide emissions, underground in depleted oil and gas fields or deep saline aquifer formations.

Despite CCS being a technology available for many years, there has not so far been widespread use of the method and there is scepticism from some policy groups as to its ability to be a major part of the world's climate response. One of the key arguments against the use of CCS technology is that it could facilitate a prolonged use of fossil energy, rather than pushing investment towards low carbon and renewable energy. However, alongside mitigation of emissions, it is now being seen as a core part of any economy-wide strategy to tackle emissions by the IPCC, IEA, UK Committee on Climate Change and the Energy Transition Commission.

CCS can significantly reduce emissions in energy-intensive industries including cement, petrochemicals and steel and a number of countries in Europe are looking at ways to ensure CCS is included in next generation bioenergy clusters to reduce lifecycle emissions from those facilities. These include facilities in Norway, the Netherlands and the UK.

There is widespread confidence that a next generation of plants would not have a high cost (around \$45/t of CO₂)¹⁰³.


In the long term, and with anticipated technology advancements and associated reduction in costs for removal of CO₂, there are opportunities for the CCS sector to issue CO₂ reduction certificates, or carbon credits, that could be freely traded in the carbon market. The inclusion of CCS certificates in the carbon market could potentially complement the choice of available emissions reductions used by the airline sector as part of their mandatory offset requirements, i.e. under CORSIA, provided all of the environmental integrity criteria will be met. The availability of carbon credits linked to CCS

could represent a viable alternative and act as an additional source to ensure a balanced supply of carbon credits, in particular when different industry sectors start to compete for the same type of carbon credits, resulting in scarcity and an expected sharp increase in the price of carbon credits.

Competition for opportunities

Whilst these are valuable opportunities for reduction in CO₂ emissions from sectors that have not been able to eliminate emissions entirely, there will likely be a large amount of residual CO₂ emissions still being generated across the economy in 2050, despite best efforts to reduce these. In that case, there could be competition to secure these remaining offset opportunities.

The first order of action should be to reduce emissions from in-sector opportunities (including, in aviation's case, the use of alternative fuels), but a realistic assessment of likely CO₂ reduction actions by all sectors of the economy (based on UNFCCC nationally determined contributions by governments, and action by international aviation and shipping) will need to be compared with advances in the offsets mentioned above to determine the best allocation of offset use by sector.



PURSUING OUT-OF-SECTOR CARBON REDUCTIONS

Whilst the aviation industry's primary focus needs to be on how it can reduce CO₂ emissions within the sector, there may remain some need for offsets or out-of-sector carbon reductions to be accessible out to 2050 and perhaps a little beyond. There are some key building blocks to ensure these are available to aviation and other hard-to-abate sectors, as they are needed to help with overarching climate objectives.

Action items for the aviation sector

Action item	Description	Timeline	Difficulty level
Investigate partnership opportunities with future offset providers	Airlines: there will be a restricted market for next-generation offsets in the 2035+ timeframe, with many sectors looking to forestry, natural carbon sinks and carbon capture opportunities. Airlines should instigate partnerships with these providers at an early stage, helping to accelerate early action in these areas and lock-in long-term offset agreements.	2020-2050+	●●○○○

Action items and policy proposals for governments

Action item	Description	Timeline	Difficulty level
Support CORSIA	Volunteer for the early stages of CORSIA (as of publication, 88 countries have done so) and take part in capacity building to ensure CORSIA is successful. For those States exempted from the mandatory phase from 2027, commit to participation in CORSIA anyway.	2020-2035	●○○○○
Ensure CORSIA continues to evolve	Work with other States at ICAO to ensure CORSIA meets the intended environmental ambition and remains fit for purpose. Ensure CORSIA's standards are maintained and new offset opportunities are evaluated (based on rigorous sustainability criteria) on a regular basis.	2020-2035	●●●○○
Set a long-term CO ₂ goal	Through ICAO, set a long-term CO ₂ goal for international aviation at the 2022 ICAO Assembly compatible with the most recent scientific evidence from the Intergovernmental Panel on Climate Change.	2020-2022	●●●○○
Do not duplicate market mechanisms, base any domestic measures on CORSIA principles	CORSIA should be the single robust market mechanism on international flights, to avoid duplication and danger of market distortions. If States wish to deploy market-based measures on domestic flights for climate reasons, the industry encourages the use of the CORSIA framework to ensure ease of compliance and a reduction in duplication of systems and monitoring.		●○○○○
If putting in place a market-based measure, invest in in-sector CO ₂ reductions	As global and regional market-based measures are adopted, Governments should invest a portion of the funds collected in SAF, SAF R&D and technology R&D (among other opportunities) that accelerate the sector's path to reducing CO ₂ .	Available today	●○○○○

Action item	Description	Timeline	Difficulty level
Work with fellow governments to conclude UNFCCC Article 6 discussions	Whilst CORSIA is a standalone scheme, it will rely on carbon credits traded across international jurisdictions. The establishment of global standards for such transactions is vital and Article 6 of the Paris Agreement needs to be agreed for this to really thrive.	2020	●●●○○
Promote development of carbon capture opportunities	Carbon capture — particularly direct air capture — is a vital component of long-term carbon removal and is a key component for allowing the world to meet the Paris Agreement goals.	2020-2050	●●●●○
Develop robust forestry accounting standards with other States and promote forestry offset development	Cooperation is needed between private sector and government-led forestry programmes, e.g. jurisdictional-level approaches and nested REDD+ projects, within national or subnational accounting systems.	2020-2025	●●●○○

Action items and areas for research institutions

Action item	Description	Timeline	Difficulty level
Accelerate development of carbon capture and direct air capture efficiency	Efficiency of the operation and electricity use of direct air capture systems must evolve to bring the cost of this technology down.	2020-2050	●●●●○

Action items for the finance community

Action item	Description	Timeline	Difficulty level
Pursue carbon removal opportunities	Support the development of direct air capture, carbon capture and storage and natural climate solutions as a priority and make credits available to sectors such as aviation.	2020-2050+	●●○○○

Action items for other stakeholders

Action item	Description	Timeline	Difficulty level
Develop additional carbon credit products	Carbon markets: Development of carbon products that are tailored to airlines financial situation and need. Explore the feasibility of derivative products, e.g. carry-trades, futures and tailor-made contracts.	2021-2023	●●○○○
Establishment of a carbon reference price	Carbon markets: the development of standardised reference price for carbon triggering a pricing signal backed by emissions reductions projects that are impacted by supply and demand.	2021	●●○○○

METHODOLOGY, GLOSSARY AND REFERENCES



METHODOLOGY OF WAYPOINT 2050 ANALYSIS

Attempting to predict the future is challenging at the best of times, but with so many variables, the challenge becomes even greater. In order to assess the likely forecasts for traffic growth, technology deployment, operational and infrastructure efficiency gains and sustainable aviation fuel ramp-up, a set of working groups was established with over 70 experts from across the sector.

A literature review of existing publications and research helped to set a baseline for the CO₂ emissions forecasting process used as the basis for this W2050 Project. This approach is consistent with the general approaches and methodologies from forecasts and sources that were analysed (ICAO's CAEP, IEA, IATA, Boeing, Airbus and their associated sources).

The first step comprises economic modelling and traffic forecasting. A global economic model is generally used to transform fundamental attributes and trends such as population, gross domestic product, propensity to travel into aviation traffic generally measured in number of passengers, revenue passenger kilometres (RPKs), revenue tonne kilometres (RTKs), available tonne kilometres (ATKs), etc.

Aviation traffic is then used as input to a fuel burn forecasting process that uses data of baseline fleet and operations. The baseline fleet and operations are generally based on the reference year of the forecasts and the future evolution of the

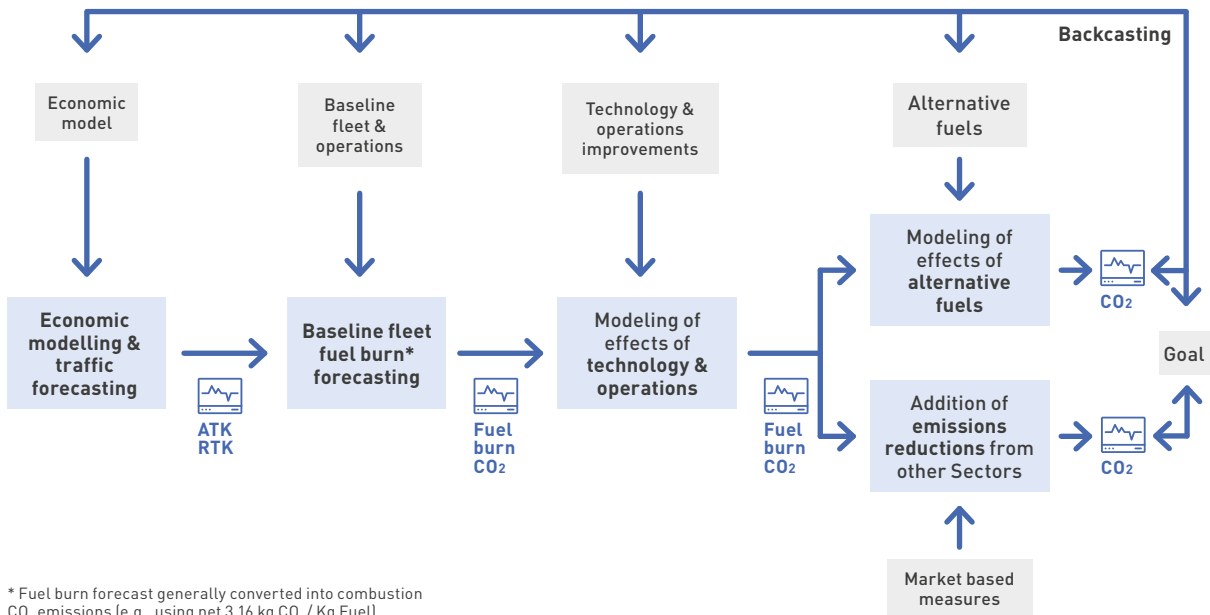
fleet and aviation system assumes that the technology and operations remain at the level of performance observed in the reference year. This was augmented in July 2020 with an update to the traffic forecasts based on the impact Covid-19 will have on traffic (included in an updated traffic forecast from 2019-2039) and on load factor.

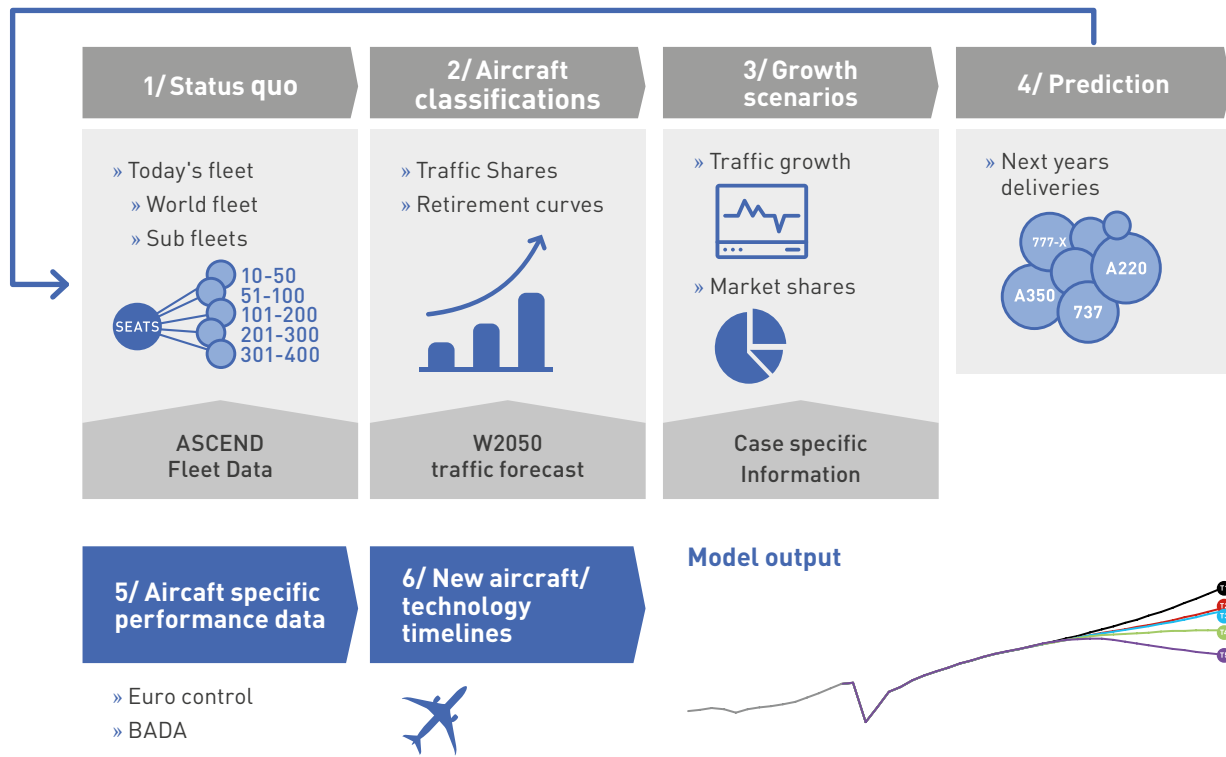
Subsequently, technology and operational improvements are used to develop scenarios where the performance of the fleet (e.g., newly delivered aircraft or in-production aircraft) evolve at various rates of improvement.

The effect of alternative fuels are then modelled downstream to technology and operations scenarios. This generally requires a range of assumptions, including; (1) jet fuel replacement rate and (2) lifecycle emissions of alternative fuels.

Finally, the inclusion of emissions reductions from other sectors through market-based measures were considered and evaluated.

The steps described above constitute the CO₂ emissions forecasting process. As described in the report, some W2050 SAF scenarios were developed using a 'backcasting' approach where the modelling assumptions are adjusted such that the resulting emissions forecast meet the 2050 Carbon Goal.





Fleet evolution methodology and fuel burn modelling

A methodology developed by the German Aerospace Centre (DLR)¹⁰⁴ is used to model the introduction of novel aircraft configurations into the world fleet and to assess their impacts on global CO₂ emissions of air transport. It consists of two separate modules:

- » Evolution of the world fleet of commercial passenger aircraft (steps 1-4).
- Forecast of the evolution of fuel and CO₂ efficiency based on fuel consumption and performance information of each aircraft model, and global CO₂ emissions and traffic calculated by aggregating the single aircraft estimates (steps 5-6).

The fleet forecast used here is a bottom up forecast based on year-to-year dynamics.

- » The first step is to identify today's fleet of aircraft from the Cirium Fleets Analyzer
- » From the detailed information provided by Cirium Fleets Analyzer, the following year's retirements are then projected for each make and model in the world fleet, based on the specific age of each active aircraft. The retirement process is driven by retirement curves based on ICAO-CAEP/9 version. These curves are estimated through a survival analysis from historical data.
- » The next step is estimating the number of additional aircraft needed to satisfy the selected traffic growth scenario.

- » The sum of aircraft needed for replacement and growth constitutes the next year's aircraft demand = new aircraft deliveries. The original aircraft that are forecasted to remain active (i.e. are not retired) plus the new aircraft deliveries (including yet unfixed make and model) make up the new world fleet. This process of simulating yearly fleet changes is repeated until the final year of the forecast period is reached.

The number of seats is individual for each aircraft and is taken from the Cirium Fleets Analyzer database. New aircraft configurations enter the world fleet through projected deliveries of 'fixed demand' (order backlog) and 'unfixed demand' (future generic aircraft to satisfy the projected demand, but that are not ordered yet).

It is not aimed to detail the realisation of unfixed demand by forecasting market shares for specific makes and models. Instead, the demand in each seat category is represented by a 'generic aircraft'. This generic aircraft stands for the average delivered aircraft of a specific forecast year. A higher share of more efficient aircraft is represented by a gradually improving fuel efficiency of the generic aircraft over the years. This modelling method thus accounts for the combined impact of a fleet of multiple aircraft models. All assumptions regarding the impact of new aircraft projects, market shares, ramp-up times and technology on aircraft fuel efficiency in a specific size category can be reflected by adjusting a single parameter: the technology factor (fuel function multiplier) of the generic aircraft in the respective size category.

Assumptions on aircraft types (i.e., seat category) available for growth and replacement

While the technology scenarios were developed for large aircraft categories i.e., with seats above 500, the absence of a proposed replacement for the A380 (i.e., A380neo) or any other market announcement required the consideration of how to address potential demand for such aircraft types. The default (base case) analyses presented in the report assume the absence of such future aircraft where traffic for 501+ seat

categories was shifted i.e., serviced by the 401-500 seat category.

While assumptions on particular products – especially given the long time frame of forecasting required by the 2050 Waypoint project – were not made, a sensitivity analysis was conducted between the default (base case) scenario described above and a scenario where hypothetical aircraft could fulfill traffic in the 501+ seat category. It was observed that this assumption has very little impact on the overall CO₂ emissions trajectory, where differences between both scenarios are on the order of 0.2% in 2050.

GLOSSARY

Terms

Net-zero emissions

Also known as climate neutrality, net-zero emissions is reducing emissions to as close as possible to nothing, with the remaining emissions compensated for through offsets or technologies such as carbon capture to remove CO₂ from the atmosphere.

Offsets

Throughout this report, 'offsets' is used as shorthand for out-of-sector carbon removal: the process to pay for removal of CO₂ from the atmosphere (or avoid CO₂ emissions) through traded carbon credits. Currently, these include traditional carbon offsets such as renewable energy schemes, but in the future these sources should be exhausted and sectors will rely on afforestation, natural carbon sinks and technologies such as carbon capture and direct air capture to remove CO₂ from the atmosphere.

Abbreviations

2DS

Two degree scenario (of the International Energy Agency)

ACI

Airports Council International

ATAG

Air Transport Action Group

ATK

Available tonne kilometres: a measure of aviation's total passenger and cargo capacity, calculated as capacity in tonnes x kilometres flown

ATM

Air traffic management

ASTM International

The global agency which manages the certification process for fuels, including sustainable aviation fuel

B2DS

Beyond two degree scenario (of the International Energy Agency)

BECCS

Bio-energy with carbon capture and sequestration

BWB

Blended wing body

CAEP

Committee on Aviation Environmental Protection

CAGR

Compound annual growth rate

CANSO

Civil Air Navigation Services Organisation

CCS

Carbon capture and sequestration

CNG

Carbon-neutral growth: where activities of an industry (traffic, in aviation's case) continues to grow, but the CO₂ emissions are reduced or compensated for to stabilise at a given level.

CORSIA

Carbon Offsetting and Reduction Scheme for International Aviation

ETP

Energy technology perspectives (of the International Energy Agency)

ERF

Emissions reduction factor: the lifecycle CO₂ benefit of sustainable aviation fuel, once CO₂ reduced through the production or growth of the feedstock, and production CO₂ has been accounted for.

DACCS

Direct air capture and carbon sequestration

IATA

International Air Transport Association

ICAO

International Civil Aviation Organization

ICCAIA

International Coordinating Council of Aerospace Industries Associations

IEA

International Energy Agency

LCFS

California's Low Carbon Fuels Standard

O&I

Operations and infrastructure

PtW

Pump to Wake

RPK

Revenue passenger kilometres: a metric which multiplies each passenger carried one kilometre. This is the metric used throughout this report to identify traffic trends

RED II

European Union's second Renewable Energy Directive

RTK

Revenue tonne kilometres: a metric tonne of revenue load – passengers and cargo – carried one kilometre

RTS

Reference technology scenario (of the International Energy Agency)

SAF

Sustainable aviation fuel

UNFCCC

United Nations Framework Convention on Climate Change

WtW

Well to wake

Units

Gt

Gigatonne (1 billion tonnes)

Mt

Megatonne (1 million tonnes)

REFERENCES

- ¹ Analysis from IATA Economics.
- ² The world's aircraft and engine manufacturers spend an average \$15 billion per annum on efficiency-related research and development.
- ³ ATAG Fact Sheet #3: tracking aviation fuel efficiency, January 2020.
- ⁴ The Airbus A220 (formerly Bombardier CSeries), A350, A330neo, A320neo family; ATR 72-600; Boeing 787 family, 747-8; 777-X and 737MAX; Embraer E2; and Sukhoi Superjet.
- ⁵ IATA 73rd AGM Resolution Resolution on the Commercial Deployment of Sustainable Alternative Fuel for Aviation: <https://bit.ly/2FDdXm9>
- ⁶ ATAG analysis, based on annual passenger data from the International Civil Aviation Organization (and its predecessors) for 1929 – 1990, International Air Transport Association for 1990-2020 forecast. Estimation for 1914 – 1929.
- ⁷ 83.1% of CO₂ from aviation is from flights over 1,000 kilometres in length and 57.5% from flights over 2,000 kilometres. Flights under 500 kilometres (those most likely to be replaced with rail services) generate some 4% of aviation CO₂ worldwide. 2018 figures, Diio Mi Database.
- ⁸ ATAG Beginners Guide Aviation Efficiency.
- ⁹ IATA Economics data, included in ATAG Fact Sheet #3.
- ¹⁰ Data for other modes from European Commission. Aviation data from the European Aviation Environment Report (EASA, Eurocontrol and European Environment Agency).
- ¹¹ ATAG analysis in April 2020. The ten largest aircraft lessors (AerCap, GECAS, BBAM, Avolon, SMBC, ICBC Leasing, Air Lease, BOC Aviation, DAE Capital and Aviation Capital Group) had a combined fleet of 6,863 aircraft at an estimated value of \$220.8 billion. Based on disclosures on their own websites.
- ¹² IATA Economics analysis, included in ATAG Fact Sheet #3.
- ¹³ It is reported that Boeing invested around \$30 billion in the 787 Dreamliner aircraft programme (Seattle Times, 24 September 2011) and the Airbus A350 cost around \$15 billion (Reuters quoting Airbus CEO, 16 June 2009).
- ¹⁴ IATA Economics Airline Industry Economic Performance December 2019.
- ¹⁵ Lee et al, The contribution of global aviation to anthropogenic climate forcing for 2000 to 2018, September 2020: <https://bit.ly/3mns5AH>
- ¹⁶ CleanSky 2 Hydrogen-powered Aviation study, May 2020: <https://bit.ly/3hxcawf>
- ¹⁷ Flightradar24 statistics: seven-day rolling average of commercial flights being tracked on 7 March was 104,000, by 18 April that had dropped to 28,000. Commercial flights across the month of April 2020 averaged 29,439 a day compared to 111,799 a day in April 2019. www.flightradar24.com
- ¹⁸ IATA press release After April Passenger Demand Trough, First Signals of Uptick, 3 June 2020
- ¹⁹ ATAG analysis
- ²⁰ IATA Economics with BlueSky analysis
- ²¹ Cirium Fleet Analyzer data
- ²² A combination of backlogs 2020-2025 from Cirium Fleet Dashboard, as cited in the ATAG Fact Sheet #3 of January 2020.
- ²³ 2050 employment and GDP estimations are extrapolated using the Waypoint 2050 central forecast for traffic and using research completed by Oxford Economics as part of the Air Transport Action Group Aviation: Benefits Beyond Borders report, September 2020.
- ²⁴ Gigatonnes of CO₂ equivalent, or 52 billion tonnes. Aviation is currently around 0.9 billion tonnes. Source: World Resources Institute, IATA Economics.
- ²⁵ UNFCCC, "Aggregate effect of the intended nationally determined contributions: an update", 2 May 2016, FCCC/CP/20016/2.
- ²⁶ The International Energy Agency's 2°C Scenario (2DS) has been the main climate scenario in the ETP series for many years, and it has been widely used by policy makers and business stakeholders to assess their climate strategies.
- ²⁷ The IEA Beyond 2°C Scenario (B2DS) looks at how far known clean energy technologies could go if pushed to their practical limits, in line with countries' more ambitious aspirations in the Paris Agreement. In the B2DS, the energy sector reaches carbon neutrality by 2060 to limit future temperature increases to 1.75°C by 2100, the midpoint of the Paris Agreement's ambition range.
- ²⁸ At the time of publication, the following countries had expressed a policy position for a net-zero CO₂ emissions goal, already had an official goal or legislation in place. For 2050: Argentina, Chile, Colombia, Costa Rica, Ethiopia, the European Union (27 countries), Fiji, Lebanon, Marshall Islands, Mexico, New Zealand, South Korea, Switzerland, United Kingdom. For 2045: Sweden (part of the EU). For 2040: Iceland. For 2035: Finland (part of the EU). For 2030: Norway and Uruguay. Already net-zero: Bhutan and Surinam.
- ²⁹ At time of publication, airlines which have committed to net-zero goals: easyJet and Delta (2020), Finnair (2045), British Airways, Virgin Atlantic, Level, Aer Lingus, Vueling, Qantas, Iberia, Cathay Pacific, American Airlines, Malaysia Airlines, Japan Airlines, Royal Air Maroc, Etihad, Sri Lankan, Royal Jordanian, Qatar Airways (2050).
- ³⁰ ACI Europe commitment to have net-zero emissions from airport operations by 2050.
- ³¹ Waypoint 2050
- ³² Waypoint 2050
- ³³ ICAO CO₂ Emissions Trends and traffic forecasts, CAEP/10 and Assembly 39 version from October 2016 and the CAEP/11 and Assembly 40 version from October 2019.
- ³⁴ IATA Economics 20-year Passenger Forecast <https://bit.ly/2RXTwDn>
- ³⁵ ACI World Annual Traffic Forecasts 2019-2040, <https://bit.ly/2E2dKZh>
- ³⁶ Airbus Global Market Forecast 2019-2018, <https://bit.ly/3j7QjwH>
- ³⁷ Boeing Commercial Market Outlook 2019-2038, <https://bit.ly/33YuGJa>
- ³⁸ IEA Energy Technology Perspectives 2017, <https://bit.ly/3j7QjwI>
- ³⁹ Waypoint 2050
- ⁴⁰ World Bank data, retrieved May 2020: data.worldbank.org
- ⁴¹ World Bank data, retrieved May 2020: data.worldbank.org
- ⁴² IATA Economics / Tourism Economics air passenger forecasts, April 2019
- ⁴³ IATA Economics using UK Civil Aviation Authority data, 2012
- ⁴⁴ United Nations Department for Economic and Social Affairs (UN DESA) World Population Ageing 2019: <https://bit.ly/3bWZIEP>
- ⁴⁵ Airlines for America analysis. The 1941 ticket price of BOS-LAX return was \$4,695 (in 2017 dollars), with 12 stops and a total flight time of 15 hours, 15 minutes. In 2017, a fare was \$473, with a non-stop flight time of 6 hours, 25 minutes.
- ⁴⁶ IATA Economics / Tourism Economics 20-year forecast.
- ⁴⁷ ICAO, IATA Statistics and IATA Economics data
- ⁴⁸ *Intervistas, Transforming Intra-African Air Connectivity*, 2014: <https://bit.ly/2Hp8Gzh>
- ⁴⁹ IEA Energy Technology Perspective 2017
- ⁵⁰ 2018 numbers, European Union DG Competition report State Aid Scorecard 2019: <https://bit.ly/2E4TI5O>. Rail state aid tends to be evenly split between pension and public service obligation route aid, and infrastructure aid. Covid-19 assistance packages will change the metrics of this for a few years.
- ⁵¹ 2017 daytime estimates cited in European Environment Agency report Environment Noise in Europe 2020. Includes urban and rural areas in the 33 European Economic Area countries. Number of people exposed to Lden ≥ 55 dB from road traffic (112.8 million), rail traffic (21.6 million), air traffic (4.2 million) and industry (0.8 million). <https://bit.ly/2Dv8LQJ>
- ⁵² McKinsey research for Clean Skies for Tomorrow project, based on data in the DiioMi Database.
- ⁵³ IATA Economics analysis of flights under 1,000km. Global bi-directional total in 2019: 20.4 million. China: 2 million. Japan: 832,000. Western Europe: 4.4 million.

- ⁵⁴ Survey completed by True Intelligence for IATA in May and August 2019, with passengers in 12 markets. Results were fairly consistent and shown here are the average figures across Australia, Canada, the United States, Germany, France, the Netherlands, Spain, Sweden, the United Kingdom, India, Japan and Mexico.
- ⁵⁵ IATA Technology Roadmap 2018: <https://bit.ly/2FuKye5>
- ⁵⁶ Deutsches Zentrum für Luft- und Raumfahrt / the German Aerospace Center (DLR): www.dlr.de
- ⁵⁷ Waypoint 2050 analysis
- ⁵⁸ Roland Burger Electric Aircraft Database, July 2020
- ⁵⁹ Fuel Cells and Hydrogen Joint Undertaking and Clean Sky 2 report Hydrogen-Powered Aviation, May 2020: <https://bit.ly/2FmjQo4>
- ⁶⁰ Commonwealth Scientific and Industrial Research Organisation, Energy and Resources: Opportunities for hydrogen in commercial aviation, July 2020: <https://bit.ly/2S39Ked>
- ⁶¹ Norwegian Civil Aviation Authority and Avinor report for the Norwegian Ministry of Transport Proposed programme for the introduction of electrified aircraft in commercial aviation, March 2020: <https://bit.ly/3mnTanq>
- ⁶² IEA Energy Technology Perspectives 2020, September 2020: <https://bit.ly/3kgFBnV>
- ⁶³ Waypoint 2050 analysis.
- ⁶⁴ Historical data from IATA Economics.
- ⁶⁵ Based on 2.2 million departures from 17 A-CDM compliant airports. Reduced fuel burn by 34,400 tonnes (a 7.7% reduction). Eurocontrol A-CDM Impact Assessment report, 2016: <https://bit.ly/3ixOusQ>
- ⁶⁶ In Canada, the Bagotville Air Force Base in Quebec is located under the busy inbound and outbound flow to and from the central US to the North Atlantic. Traditionally, a large section of military airspace was closed even when not in use. In 2012 an agreement for flexible use of the airspace enabled the military to reserve it by NOTAM when they required it but otherwise freed it for civil aircraft. Not diverting around the airspace saved 6 minutes and an average of \$412 in fuel per flight, with an annual reduction of over 5,000 tonnes of CO₂.
- ⁶⁷ The number of aircraft that an airport or an ANSP are able to safely manage, within a predefined time and area / airport, is described as capacity. In order to accommodate capacity limitations, aircraft may be required to hold on the airport, accept re-routing, or hold for a specific time prior to arrival. Whereas air traffic management has control over the available civil airspace capacity, the airport authority has control over an airport's capacity. When traffic demand approaches the available levels of capacity, it will create congestion and reduce efficiency. However, with mitigations such as airport collaborative decision making and better use of data throughout the system, the capacity may be maintained. Future capacity constraints may involve the emergence and growth of other airspace users, such as unmanned aerial vehicles.
- ⁶⁸ ICAO Environment Report 2019: <https://bit.ly/3mv8sab>
- ⁶⁹ IATA Environment analysis.
- ⁷⁰ IATA Environment analysis, based on current production processes certified by the Roundtable on Sustainable Biomaterials.
- ⁷¹ IATA Environment analysis forecasting.
- ⁷² IATA Environment analysis.
- ⁷³ A non-public assessment by the ICAO Committee on Aviation Environment Protection Alternative Fuel Task Force sub-group was recently corroborated by a separate independent assessment for the World Economic Forum Clean Skies for Tomorrow coalition (CST). *Sustainable Aviation Fuels as a Pathway to Net-Zero Aviation*, 2020; www.weforum.org/reports
- ⁷⁴ The Clean Skies for Tomorrow coalition analysis placed very high sustainability constraints on the production potential for feedstocks, including substantial CO₂ emission savings, ensured local food security, ensured soil health, full exclusion of high carbon stock land, protected land and high-ILUC land. Further details on the constraints added can be found in the CST report. *Sustainable Aviation Fuels as a Pathway to Net-Zero Aviation*, 2020; www.weforum.org/reports
- ⁷⁵ IATA Environment analysis
- ⁷⁶ IATA Economics analysis
- ⁷⁷ IATA Economics analysis
- ⁷⁸ Estimate from LanzaTech, based on their technology being fitted to 65% of the world's steel plants and converting to sustainable aviation fuel. This estimate would increase, potentially 3-4 times, with electrolysis. As steel production shifts to electric arc furnaces, their production of waste gases reduces, but the LanzaTech process can tap into a variety of waste gas streams. www.lanzatech.com
- ⁷⁹ Estimate from LanzaTech, based on green or low carbon electricity production (particularly in Europe). Other places with different electricity mixes may be around 60% ERF today, but as these grids become greener they too will improve to the 80% ERF mark.
- ⁸⁰ IATA Environment analysis: different crops have different emissions reduction factors – most around 80%, as demonstrated by the European Commission Flightpath project. Some, such as Carinata, have demonstrated up to 100% emissions reductions with Roundtable on Sustainable Biomaterials (RSB) verification.
- ⁸¹ Based on analysis for the Clean Skies for Tomorrow project and analysis for the ICAO CAEP process in 2015 (unpublished).
- ⁸² C. Action, "Global wind and solar capacity smashes 1,000 gigawatt barrier," 6 Aug 2018: <https://bit.ly/35AWghM>
- ⁸³ The USA and Brazil produce 85% of the world's ethanol. The National Alcohol Programme (Pró-Álcool) implemented by the Brazilian government in the late 1970s (mandatory blending of ethanol fuel with gasoline from 10% to 22%) contributed to a substantial increase in quantities of ethanol in the first half of the 1980s. In the United States, the introduction of the Renewable Fuel Standard (RFS), that requires transportation fuel sold in the United States to contain a minimum volume of renewable fuels, and originated with the Energy Policy Act of 2005 and expanded and extended by the Energy Independence and Security Act of 2007, have contributed to substantial increase in production of ethanol in the late 2000s and early 2010s. Sources: 1975-1979: Earth Policy Data Center <https://bit.ly/33su4el>, 1980-2018: US Energy Information Administration: <https://bit.ly/3bLjJKi>
- ⁸⁴ US Energy Information Administration: www.eia.gov/biofuels/biodiesel/production
- ⁸⁵ IEA: <https://bit.ly/32xSbZX>
- ⁸⁶ IEA: www.iea.org/fuels-and-technologies/wind
- ⁸⁷ International Energy Agency Electricity Information, September 2019: low carbon sources include: biofuels and waste (2%); solar (2%); wind (4%); geothermal, tidal, other (1%); hydro (16%); nuclear (10%). Fossil electricity sources include natural gas (23%); oil (3%); and coal (38%). www.iea.org/reports/electricity-information-2019
- ⁸⁸ International Energy Agency OECD gross electricity production by source, 1974-2018: www.iea.org/reports/electricity-information-2019 and electricity from renewables are expected to grow by 50% between 2019 and 2024 alone: www.iea.org/reports/renewables-2019
- ⁸⁹ BloombergNEF New Energy Outlook 2019: <https://bloom.bg/3mVNAJl>. Low carbon includes nuclear, but the report suggests renewables will provide 50% of the global electricity supply by 2037 and will cross the 50% mark at different rates in these countries: Japan (2036), China (2036), UK (2025), Germany (2022), France (2036 – although if you include nuclear, France is nearly 100% low carbon already).
- ⁹⁰ IEA analysis, electricity from renewables are expected to grow by 50% between 2019 and 2024 alone: <https://bit.ly/33vqlqf9>
- ⁹¹ International Energy Agency capital expenditure by oil and gas companies: <https://bit.ly/2ZGIBDj>
- ⁹² International Energy Agency Energy Subsidies Database: <https://bit.ly/32whYlp>
- ⁹³ Data from Clean Skies for Tomorrow project, augmented with analysis from ATAG / IATA Environment and IATA Economics. Jet fuel shown with a range of 2000-2020 high of \$180 per barrel (\$1,415 a tonne) in July 2008 and a low of \$40 per barrel (\$314 a tonne) in 2016.
- ⁹⁴ Policy suggestions include items generated by The Atlantic Council SAF Policy in the United States, April 2020 by Fred Ghatla: <https://bit.ly/3iznk19>
- ⁹⁵ World Bank, State and Trends of Carbon Pricing 2020, May 2020: <https://bit.ly/35yXOZP>
- ⁹⁶ World Bank, State and Trends of Carbon Pricing 2020, May 2020.
- ⁹⁷ Climeworks: www.climeworks.com

⁹⁸ Nature Communications An inter-model assessment of the role of direct air capture in deep mitigation pathways, July 2019: <https://go.nature.com/336mQ0w>

⁹⁹ Carbon Engineering: www.carbonengineering.com

¹⁰⁰ World Bank, State and Trends of Carbon Pricing 2020, May 2020.

¹⁰¹ Fires in Indonesian peat swamp forests in 2015, for example, emitted nearly 16 million tonnes of CO₂ a day. This is more than the daily emissions from the entire US economy. At the same time, peatlands are the largest natural terrestrial carbon store. Worldwide, the remaining area of near natural peatland (≈3 million km²) contains more than 550 gigatonnes of carbon, representing 42% of all soil carbon and exceeds the carbon stored in all other vegetation types, including the world's forests. This area sequesters 0.37 gigatonnes of CO₂ a year. International Union for the Conservation of Nature, 2020: <https://bit.ly/3kkeqZy>

¹⁰² World Resources Institute, 2017: <https://bit.ly/32ylwUd>

¹⁰³ Energy Strategy Reviews, An assessment of CCS costs, barriers and potential, Sara Budinis, Samuel Krevor, Niall Mac, Dowell Nigel, Brandon Adam Hawkes

¹⁰⁴ Nolte, 2012

ACKNOWLEDGEMENTS

The Waypoint 2050 project was initiated by the Air Transport Action Group Board of Directors in 2017 and was assisted by the following 70 experts from across the air transport sector. ATAG would like to sincerely thank them for their expertise and dedicated input.

BlueSky: Philippe Bonnefoy www.bluesky-d2d.com

AeroSpace and Defence Industries Association of Europe: Maria Chiara Detragiache

Aerospace Industries Association: David Hyde

Airbus: Kevin Goddard, Andrew Gordon, Olivier Husse, Steven Le Moing, Sandra Sassone, Simone Rauer, Eric Maury, Mark Galle,

Airlines for America: Nancy Young, Tim Pohle

Airports Council International: Aram Karagueuzian, David Gamper, Guillaume Rodier, Juliana Scavuzzi, Michael Rossell, Nina Brooks, Patrick Lucas, Rajasundaram Chidambararaman

Airports Council International Europe: Marina Bylinsky

ATR: Solène Flahault, Bertrand Pabon

Boeing: Sean Newsum, Amy Bann, Dale Smith, Daniel M Allyn, David C Franson, Michael Lakeman, Mohamed Alghailani, Monica Alcabin

British Airways: Andy Kershaw

CFM International: Valerie Guenon, Francis Couillard

Civil Air Navigation Services Organisation (CANSO): Coleen Hawrysko, Michelle Bishop, Eduardo Garcia, Rafael Quezada and the CANSO Environment Working Group

Deutsches Zentrum für Luft- und Raumfahrt / the German Aerospace Center (DLR): Klaus Lütjens, Thorsten Ehlers, Christian Weder, Florian Linke

European Business Aviation Association: Bruce Parry

GE Aviation: Arjan Hegeman, Jieun Kirtley, Hermann Scheugenpflug

General Aviation Manufacturers Association: Alex Grose

Groupement des Industries Françaises Aéronautiques et Spatiales (GIFAS): Anne Bondiou-Clergerie, Corinne Lignet

Heathrow Airport: Andrew Chen, Ben Brewer, James Rose, Matt Prescott

Inmarsat: Mary McMillan

International Air Traffic Automation Systems: Ori Shloosh

International Air Transport Association: Brian Pearce, Andrew Matters, Arnaud Vanolli, Daniel Vaca, Jes Halim Nauckhoff, Michael Schneider, Robert Boyd, Thomas Roetger, Viktoria Bognar

International Airlines Group: Jonathon Counsell, Carrie Harris, Leigh Hudson, Samuel Gordon

McKinsey: Daniel Riefer and Clemens Kienzler (SAF feedstock and cost curve analysis)

NATS: James Deeley

Pratt & Whitney: Mary Prettyman, Michael Winter, Larry Gray

Rolls-Royce: Adam Morton, John Salmon


Safran: Benoit Guyon, Chems Chkioua, Nicolas Jeuland

Sustainable Aviation: Andy Jefferson

United Airlines: Aaron Robinson

Virgin Atlantic: Geoff Clark

Alejandro Block



©Air Transport Action Group, 2020
33 Route de l'Aéroport
1215 Geneva 15 Airport
Switzerland
+41 22 770 2672
www.aviationbenefits.org
www.atag.org